

RANGE ROVER VELAR



ABOVE & BEYOND



ENTER
scroll or swipe to interact



BY APPOINTMENT TO
HM THE QUEEN
MANUFACTURERS OF
MOTOR VEHICLES
JAGUAR LAND ROVER LIMITED
COVENTRY



BY APPOINTMENT TO
HRH THE DUKE OF EDINBURGH
MANUFACTURERS OF
MOTOR VEHICLES
JAGUAR LAND ROVER LIMITED
COVENTRY

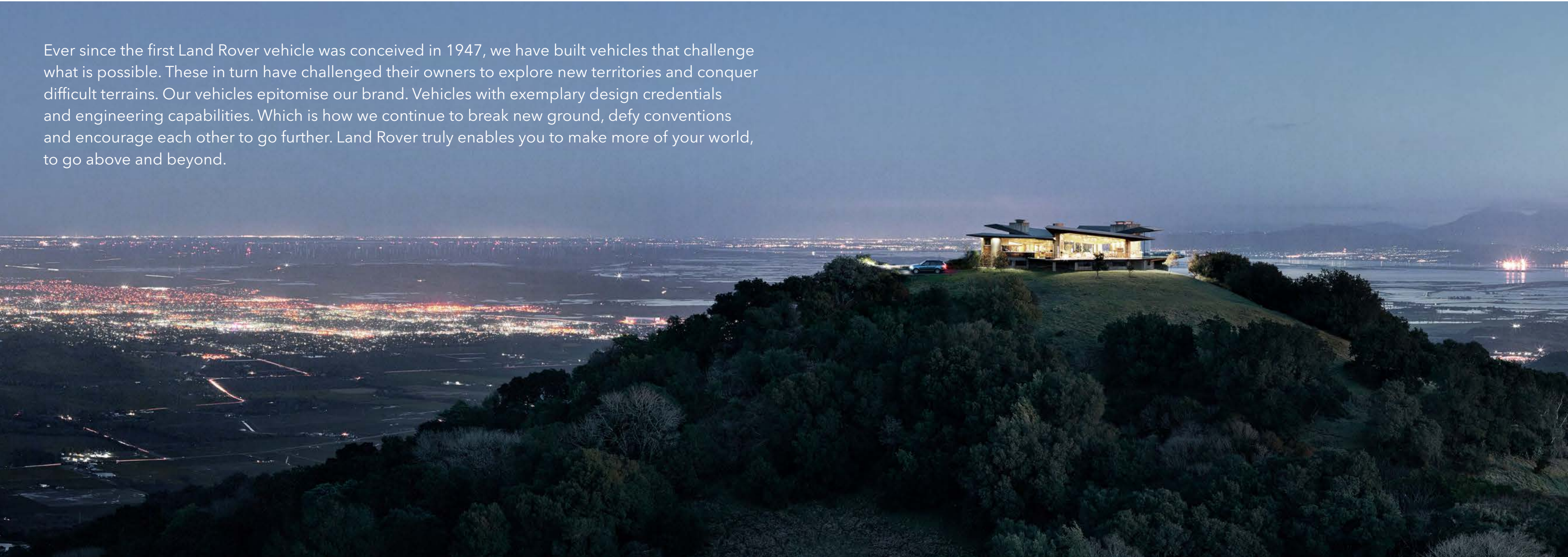


BY APPOINTMENT TO
HRH THE PRINCE OF WALES
MANUFACTURERS OF
MOTOR VEHICLES
JAGUAR LAND ROVER LIMITED
COVENTRY



ABOVE & BEYOND

Ever since the first Land Rover vehicle was conceived in 1947, we have built vehicles that challenge what is possible. These in turn have challenged their owners to explore new territories and conquer difficult terrains. Our vehicles epitomise our brand. Vehicles with exemplary design credentials and engineering capabilities. Which is how we continue to break new ground, defy conventions and encourage each other to go further. Land Rover truly enables you to make more of your world, to go above and beyond.



DESIGN

REFINEMENT
AND LUXURY

TECHNOLOGY

PERFORMANCE

CAPABILITY

SAFETY

PERSONALISATION

RANGE ROVER VELAR

Range Rover Velar is a revolutionary member of the Range Rover family, sitting between the Range Rover Evoque and the Range Rover Sport. Taking glamour, modernity and elegance to an exceptional new level, it combines an emotionally charged DNA and unquestionable design pedigree.

Vehicle shown is R-Dynamic HSE in Fuji White with optional features fitted (market dependent). Vehicles shown are from the Land Rover global range. Specifications, options and availability will vary between markets and should be verified with your nearest Land Rover Retailer.



DESIGN

REFINEMENT
AND LUXURY

TECHNOLOGY

PERFORMANCE

CAPABILITY

SAFETY

PERSONALISATION

THE RANGE ROVER THAT CHANGES EVERYTHING

Range Rover Velar’s interior is a calm sanctuary, created through elegant simplicity and a visually reductive approach, with design-enabled technologies like the Pivi infotainment system. All LED lights and deployable flush door handles on the exterior complete a truly compelling design and, of course, it’s a Land Rover with unrivalled capability in all conditions.

 **BUILD YOUR OWN**



Vehicle shown is R-Dynamic HSE in Silicon Silver with optional features fitted (market dependent).



DESIGN

**REFINEMENT
AND LUXURY**

TECHNOLOGY

PERFORMANCE

CAPABILITY

SAFETY

PERSONALISATION

EXTERIOR

Sophisticated. Intelligent. Advanced. Refined power and effortless elegance combine with exquisite effect in this outstanding example of contemporary automotive design. Range Rover Velar is beautifully balanced, with optimised proportions. Its proud Range Rover lineage is instantly recognisable, from the formal, powerful volumes of the front end, through a flowing, continuous waistline, culminating in a taut and elegantly tapered rear.



DESIGN

REFINEMENT
AND LUXURY

TECHNOLOGY

PERFORMANCE

CAPABILITY

SAFETY

PERSONALISATION

The sleek volumes of the lower body bear witness to our obsession with the finest detail. Optional 22" wheels* optimise the vehicle's stunning proportions, further emphasising Range Rover Velar's spectacular on-road presence. At the rear, the vehicle's design is distinguished by quad tail light signature elements within a full-width graphic incorporating the iconic Range Rover script, seamlessly harmonising the vehicle's lines to stunning effect.



*The option shown has linked features. Engine and model dependent.



DESIGN

REFINEMENT
AND LUXURY

TECHNOLOGY

PERFORMANCE

CAPABILITY

SAFETY

PERSONALISATION

Range Rover Velar bears testament to our reductive design philosophy. With characteristics such as flawlessly integrated flush deployable door handles, you'll find this is evident in even the finest details.



INTERIOR

Range Rover Velar’s cabin exudes elegant simplicity. Decide how best to accentuate it with a selection of beautiful materials, including Windsor leather¹ with a signature Cut Diamond pattern. Enhancing the feeling of calm and overall driving experience, two seamlessly integrated 10" Touchscreens give easy access to our advanced Pivi technology. Here you can also configure optional Premium Cabin Lighting, choosing from 10 colours to illuminate the interior.

Or you can simply flood it with sunlight, through an optional sliding panoramic or fixed panoramic roof². Everything has been designed and crafted to help you and your passengers arrive in total comfort. Just adjust the twin sliding armrests that operate independently, sit back, and relax.



¹The option shown has linked features. ²Model dependent.
Interior shown is R-Dynamic HSE with Light Oyster/Ebony interior in Windsor leather (market dependent).



DESIGN

REFINEMENT
AND LUXURY

TECHNOLOGY

PERFORMANCE

CAPABILITY

SAFETY

PERSONALISATION

CABIN AIR PURIFICATION PLUS*

By activating the PURIFY button in your vehicle, our specially designed filter will attract and capture fine particulates such as PM2,5, and airborne allergens such as dust and pollen from the outside air. The system cleanses the air in the cabin environment, reducing the vehicle occupants' exposure to the pollutants. The nanoe™ ionisation technology enhances the wellbeing of both driver and passengers alike. It does so by ionising particles in the air, making them attract to and neutralise the air contaminants. Additionally, CO₂ sensing will automatically refresh cabin air to prevent high levels of carbon dioxide. CO₂ sensing monitors the concentration of carbon dioxide in the cabin which can impact driver alertness, recirculating the air when needed. The Air Purge feature allows you to remotely cleanse the cabin air environment with the climate preconditioning function ahead of your journey.

*The option shown has linked features. Interior shown is R-Dynamic HSE with Light Oyster/Ebony interior in Windsor leather (market dependent).



DESIGN

REFINEMENT
AND LUXURY

TECHNOLOGY

PERFORMANCE

CAPABILITY

SAFETY

PERSONALISATION

ELEGANT ARRIVAL

Enjoy the highest levels of comfort and class while benefiting from optimal space in Range Rover Velar. Automatic Access Height, as part of the optional Electronic Air Suspension*, allows you to get in and out of the vehicle with greater ease and sophistication. When you arrive at your chosen destination, the vehicle lowers by an initial 10mm. Then as you open the door, it drops to its full access height of 40mm lower, making exit - and entry - more relaxed and elegant. The ride height automatically returns to its normal height as you pull away.

*The option shown has linked features. Engine dependent.



AIR SUSPENSION LOWERS BY 50MM

Exceptional 988mm¹ head clearance and 43mm knee clearance in the second row enables passengers to stretch out and relax. Four-zone Climate Control² helps make life more comfortable for everyone, by adjusting temperature levels, direction and intensity of airflow. The 40:20:40 second row seat configuration features a rear seat pass-through for stowage of skis, an armrest and for the greatest possible storage space, the entire row can be folded. Optional rear seat remote release levers can be added to the luggage compartment and, when released, mechanically fold all the seats down. Even when you're heading off on an extended road trip, you don't have to compromise on space. With a maximum loadspace of up to 548 litres³, you can carry several suitcases or other bulky items with ease.

¹Maximum front/rear headroom with panoramic roof 970mm/966mm. ²The option shown has linked features. ³When Tyre Repair System is fitted. Volume is measured by simulating the loadspace filled with liquid.



DESIGN

REFINEMENT
AND LUXURY

TECHNOLOGY

PERFORMANCE

CAPABILITY

SAFETY

PERSONALISATION



5 SEATS

DRY	WET
568	748
LITRES	LITRES



4 SEATS

DRY	WET
890	1.173
LITRES	LITRES



3 SEATS

DRY	WET
1.052	1.386
LITRES	LITRES



2 SEATS

DRY	WET
1.374	1.811
LITRES	LITRES

Dry: Volume as measured with VDA-compliant solid blocks (200mm x 50mm x 100mm).
Wet: Volume as measured by simulating the loadspace filled with liquid.



DESIGN

REFINEMENT
AND LUXURY

TECHNOLOGY

PERFORMANCE

CAPABILITY

SAFETY

PERSONALISATION

TECHNOLOGY

SIMPLICITY AS STANDARD

Find what you're looking for quickly without getting lost in menus, screens and hidden features. Range Rover Velar's infotainment system, Pivi, features an intuitive Touchscreen interface, for greater efficiency and enjoyment. Reach everyday tasks in two taps or less, right from the home screen. Upgrade to Pivi Pro* and you'll be accompanied by the latest in-car artificial intelligence, providing features such as the self-learning navigation system.



*Connected Navigation will require further subscription after the initial term advised by your Land Rover Retailer. In-car features should be used by drivers only when safe to do so. Drivers must ensure they are in full control of the vehicle at all times. Pivi and InControl features, options, third party services and their availability remain market dependent - check with your Land Rover Retailer for local market availability and full terms. Mobile network connectivity cannot be guaranteed in all locations. Information and images displayed in relation to the InControl technology, including screens or sequences, are subject to software updates, version control and other system/visual changes depending on options selected.



DESIGN

REFINEMENT
AND LUXURY

TECHNOLOGY

PERFORMANCE

CAPABILITY

SAFETY

PERSONALISATION

PREMIUM FUCTIONALITY

With Land Rover Remote¹ as standard, your Range Rover Velar is always in the palm of your hand. Preset your navigation, confirm your vehicle’s location, check fuel levels and set the interior temperature - all before you’ve opened the car door. Along the way, intelligent re-routing can find you the best path to take, as well as updating parking availability, fuel price comparisons, café locations and traffic hotspots. Plus, optional Head-up Display² is available, which projects key information onto the windscreen in your line of sight, so you can sit back and just focus on the road ahead.

¹Remote contains subscription services that can be extended after the initial term advised by your Land Rover Retailer. The Remote App will need to be downloaded from the Apple App Store/Google Play Store. ²Requires Solar attenuating glass in some markets. Navigation directions on the windscreen only appear when Pivi Pro is fitted to the vehicle. In-car features should be used by drivers only when safe to do so. Drivers must ensure they are in full control of the vehicle at all times. Pivi and InControl features, options, third party services and their availability remain market dependent - check with your Land Rover Retailer for local market availability and full terms. Mobile network connectivity cannot be guaranteed in all locations. Information and images displayed in relation to the InControl technology, including screens or sequences, are subject to software updates, version control and other system/visual changes depending on options selected.



DESIGN

REFINEMENT
AND LUXURY

TECHNOLOGY

PERFORMANCE

CAPABILITY

SAFETY

PERSONALISATION

ENTERTAINMENT FOR ALL

We know how important it is for you to stay connected. With Pivi Pro's Online Pack with Data Plan¹, you can enjoy your favourite music streamed from multiple services, including Spotify, Tunes and Deezer, right through your Range Rover Velar's speakers. As passengers, you can all take full advantage of the optional Wi-Fi Enabled with Data Plan², streaming entertainment with up to 20GB of data per month. Whether that's browsing your socials, playing online games, or immersing yourselves in a movie.



¹Fair use policy may apply. Standard 1 year subscription, which can be extended after the initial term advised by your Land Rover Retailer. ²Fair use policy applies. After 20GB of data is used within a month, data speeds and functionality on vehicle may reduce for the rest of the month. For details of the Fair Usage Policy associated with this feature, please refer to the InControl Pivi Pro Terms at landrover.com/pivi-pro-terms. Playback time is dependent on streaming provider and the definition of the video content. HD video will significantly increase data usage. In-car features should be used by drivers only when safe to do so. Drivers must ensure they are in full control of the vehicle at all times. Pivi and InControl features, options, third party services and their availability remain market dependent – check with your Land Rover Retailer for local market availability and full terms. Mobile network connectivity cannot be guaranteed in all locations. Information and images displayed in relation to the InControl technology, including screens or sequences, are subject to software updates, version control and other system/visual changes depending on options selected.



DESIGN

REFINEMENT
AND LUXURY

TECHNOLOGY

PERFORMANCE

CAPABILITY

SAFETY

PERSONALISATION

WITH MERIDIAN™, YOU'LL FEEL MORE

Meridian's™ approach to in-car audio is all about managing the sound stage; intensifying the levels of depth, clarity and realism of the music, by using a combination of sophisticated acoustic technology and strategically positioned speakers. Wherever you sit in the vehicle, you'll get the same concert quality sound. Each strike of the piano, every guitar pick, horn blast, chorus and melody reveals itself with precision and texture, just as the artist intended. It's intimate, dramatic and very atmospheric – whether you're off-road or stuck in rush-hour traffic.

EXPLORE MERIDIAN™

Meridian™ is a registered trademark of Meridian™ Audio Ltd. Trifield™ and the three fields device is a trademark of Trifield Productions Ltd. Features and their availability may differ by vehicle specification and market. Visuals aim to represent the perceived placement of the musicians based on an occupant seated on the right side of the vehicle.



8 SPEAKERS

1. SOUND SYSTEM Gives new levels of realism to your favourite music with a combination of speakers, 6-channel amplifier, Audio Equalisation and Dynamic Volume Control.



11 SPEAKERS 1 SUBWOOFER 400W AMPLIFIER POWER

2. MERIDIAN™ SOUND SYSTEM Brings detail and clarity to everyone in the car with strategically arranged speakers and a dual-channel subwoofer to deliver a full, sophisticated sound.



16 SPEAKERS 1 SUBWOOFER 750W AMPLIFIER POWER

3. MERIDIAN™ 3D SURROUND SOUND SYSTEM Enjoy an engaging, authentic concert hall experience as you're enveloped in the fullness and clarity of side, front and rear speakers seamlessly integrated using 3D Trifield™ technology.



22 SPEAKERS 1 SUBWOOFER 1300W POWER AMPLIFIER

4. MERIDIAN™ SIGNATURE SOUND SYSTEM Feel and appreciate music in a new dimension, with additional speakers carefully positioned around the cabin and using Meridian's™ Trifield™ 3D technology to create a truly unique 'live' sound experience.



DESIGN

REFINEMENT
AND LUXURY

TECHNOLOGY

PERFORMANCE

CAPABILITY

SAFETY

PERSONALISATION

DRIVER ASSISTANCE STANDARD FEATURES

Range Rover Velar has been built using our most advanced features to date. All of which help make getting around town and parking easier, and driving on motorways that bit more enjoyable.



Emergency Braking can help prevent collisions with other vehicles, pedestrians or cycles. It displays a warning in the event of an imminent collision, and automatically applies the brakes if no action is taken.



Front and Rear Parking Aid makes manoeuvring even easier. Sensors located in the front and rear bumpers are activated manually, or when reverse is selected. As you park, the Touchscreen display and audio feedback indicate how close you are to obstacles.



Cruise Control and Speed Limiter make long distance driving easier. Both features help to maintain the speed of the vehicle, reducing the need to continually use the accelerator pedal.



Lane Keep Assist detects when your vehicle is unintentionally drifting out of lane and will apply a corrective torque to the steering wheel to encourage you to guide your vehicle back.



Rear Camera provides improved visibility when reversing. Static lines representing the vehicle's outer perimeter and your predicted path are superimposed on the rear-view image displayed on your Touchscreen.



Driver Condition Monitor detects if you're starting to feel drowsy by monitoring steering inputs, brake and throttle pedal activity to give you an early warning when you need to take a break.

All in-car features should be used by drivers only when safe for them to do so. Drivers must ensure they are in full control of the vehicle at all times.



DESIGN

REFINEMENT
AND LUXURY

TECHNOLOGY

PERFORMANCE

CAPABILITY

SAFETY

PERSONALISATION

OPTIONAL FEATURES

BLIND SPOT ASSIST PACK¹

To us, the safety of you and your passengers will always be paramount. We understand that some potential collisions can be harder to detect. Our Blind Spot Assist Pack helps you to identify and safely respond to these incidents, so you can feel more confident on any drive.



Blind Spot Assist² helps you to change lanes more safely, illuminating a small warning light in the wing mirror if your vehicle detects another vehicle in your blind spot. Additional steering correction encourages you to guide your vehicle away if a potential collision is detected.

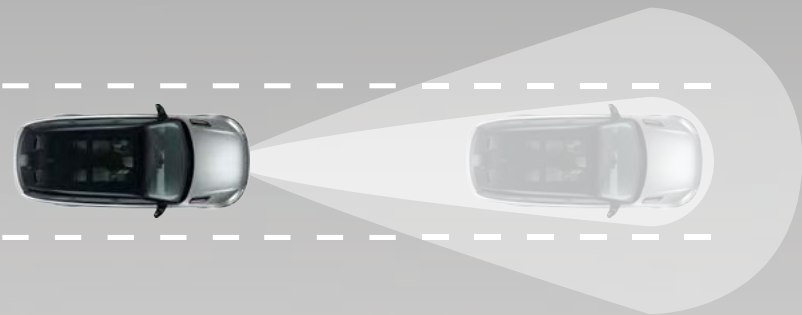


Rear Traffic Monitor warns you of vehicles, pedestrians or other hazards approaching from either side. Particularly useful when reversing out of a parking bay.

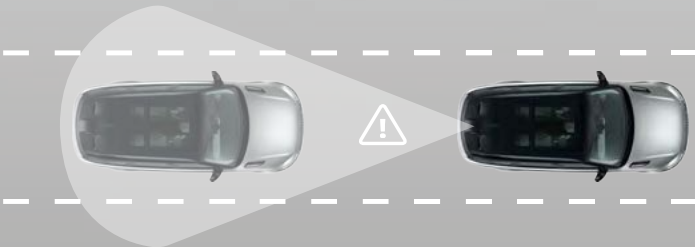
¹The option shown has linked features. ²Blind Spot Assist can help prevent collisions. If your vehicle detects another car in your blind spot when you begin to change lanes, additional steering correction encourages you to guide your vehicle away if a potential collision is detected.

DRIVER ASSIST PACK¹

The Driver Assist Pack includes a range of features designed to make driving safer and easier. It includes all the features found in the Blind Spot Assist Pack, plus:



Adaptive Cruise Control with Steering Assist helps make motorway driving and heavy traffic situations even easier and more comfortable. It achieves this by gently assisting with steering, acceleration and braking to centre the vehicle in-lane and maintain a set distance from vehicles ahead. You'll feel it working with you as you keep your hands on the wheel and monitor your surroundings.




Rear Collision Monitor can detect if a vehicle approaching from behind is not slowing down and presents a potential collision threat. The system will then attempt to alert the driver to brake by automatically flashing the hazard lights.

PARK ASSIST PACK*

Trying to manoeuvre into those tight city spaces can be a real challenge. Luckily, our optional Park Assist Pack is here to help you to enjoy hassle-free parking, every time.



Park Assist makes parking easier than ever before by automatically detecting available parking spaces and offering to park for you. At your command, your vehicle will complete the full parking manoeuvre automatically while you simply sit back and keep an eye on the surroundings.



3D Surround Camera helps you see more. 3D exterior perspectives alongside a 360° overhead view make manoeuvring easier, while off-road views including the innovative ClearSight Ground View provide you with confidence when scaling various terrains.

*The option shown has linked features.



DESIGN

REFINEMENT
AND LUXURY

TECHNOLOGY

PERFORMANCE

CAPABILITY

SAFETY

PERSONALISATION

BRIGHTER LIGHTS, SAFER NIGHT-TIME DRIVING

Range Rover Velar features all-round exterior LED lighting as standard, the quality of light produced being closer to daylight conditions, so driving at night becomes less tiring. Optional Matrix LED headlights enable Adaptive Driving Beam (ADB). By splitting the main beam into imperceptible vertical strips, the ADB maximises the number of high beam sections around oncoming traffic for ultimate visibility, whilst casting a shadow in front of oncoming vehicles to prevent dazzling and for optimum safety. The Adaptive Front Lighting System (AFS) optimises the lighting beam to suit a range of driving conditions of town, country, motorway and bad weather. Both systems work together to maximise visibility in all conditions.



DESIGN

REFINEMENT
AND LUXURY

TECHNOLOGY

PERFORMANCE

CAPABILITY

SAFETY

PERSONALISATION


Laser high beam technology provides the ultimate headlight option, delivering five times higher luminance than standard LED lights. Becoming operational above 80 km/h and when no other external lights are detected, the system produces clear sight for over half a kilometre.



SUSTAINABLE BY DESIGN

Land Rover are committed to producing vehicles that use more sustainable materials, produce less waste and use fewer natural resources as part of our approach to sustainability excellence. Range Rover Velar’s development process has included a full life-cycle assessment and has been designed to be 85 percent recyclable/reusable and 95 percent recoverable at the end of the vehicle’s life. Due to its advanced lightweight properties, Range Rover Velar’s body structure is 82 percent aluminium.

Our innovative design incorporates up to 50 percent closed-loop recycled material from the manufacturing process of the body sheet, resulting in significant performance benefits and lower life-cycle CO₂ emissions. The closed-loop supply chain reclaims scrap aluminium from the stamping process, segregates it and re-melts it into the same grade quality sheet, thereby reducing the need for primary aluminium production, whilst maintaining the highest quality.



DESIGN

REFINEMENT
AND LUXURY

TECHNOLOGY

PERFORMANCE

CAPABILITY

SAFETY

PERSONALISATION

ADVANCED AERODYNAMICS

The streamlined design of our latest vehicle has been carefully optimised to make Range Rover Velar the most aerodynamic Range Rover ever. A rear spoiler with two integrated slots to direct airflow over the tailgate minimises rear windscreen soiling and provides a reduction in drag of 0,32 Cd. The option of aerodynamically designed and engineered wheels can also help reduce drag by 5 percent.

ENGINE MANUFACTURING CENTRE

Jaguar Land Rover’s Engine Manufacturing Centre, where our engines are developed, has been built to the highest environmental standard (BREEAM Excellent) and features the largest rooftop solar panel installation in the UK. Comprising no fewer than 22.600 individual panels, which are capable of providing up to 6,2MW (enough energy to power up to 1.600 homes), the panels generate more than 30 percent of the site’s energy, reducing the plant’s CO₂ footprint by over 2.400 tonnes per year.



DESIGN

REFINEMENT
AND LUXURY

TECHNOLOGY

PERFORMANCE

CAPABILITY

SAFETY

PERSONALISATION

ENGINES

 BUILD YOUR OWN

From power and sheer driving pleasure to fuel economy and refinement, there’s an engine for you. Our entire range features Stop/Start technology¹, plus there’s a selection of petrol and diesel engines that are equipped with Mild Hybrid (MHEV)¹ technology. This is the next generation of Stop/Start, shutting down the engine whilst decelerating. It also harvests kinetic energy lost at that time to redeploy as engine assistance, ensuring a more efficient drive. Our 4-cylinder engines, underpinned by Ingenium technology, provide inherently low levels of vibration and smooth day-to-day performance.

Our Plug-in Hybrid Electric Vehicle (PHEV)¹ delivers exceptional performance and drive with fewer emissions. The P400e uses the combination of an advanced 2,0L 300PS Si4 Ingenium Petrol engine with a high-capacity 105kW electric motor. It can be operated in two ways; the default Parallel Hybrid or the driver-selectable EV Mode².

¹Market dependent. ²Parallel Hybrid Mode will be automatically re-engaged should the driver require more power and torque than is available, or the battery charge drops to an insufficient level to maintain progress. Vehicle shown is R-Dynamic HSE in Fuji White with optional features fitted (market dependent).



8-SPEED AUTOMATIC TRANSMISSION

All diesel and petrol engines in Range Rover Velar are coupled with an 8-speed Automatic Transmission. With eight closely spaced ratios, the transmission ensures that you are always in the optimum gear, maximising fuel efficiency and acceleration. Gear changes are almost imperceptible and shift schedules intelligently adapt to your driving style. Controls include steering wheel-mounted gearshift paddles, enabling you to take control of gear changes manually.

MILD HYBRID ELECTRIC VEHICLE (MHEV)

MHEV¹ is a mild hybrid system that harvests and stores energy normally lost during vehicle deceleration and intelligently redeploys it to assist the engine to maximise efficiency. It incorporates an enhanced Stop/Start system that enables the engine to shut down while the vehicle decelerates.

PLUG-IN HYBRID ELECTRIC VEHICLE (PHEV)

The PHEV¹ powertrain features a 2,0 litre, 4 cylinder, 300PS (P300) configuration and a new 105kW eMotor. This can supply its power in parallel with the engine or drive the vehicle in the manually selectable Electric Vehicle (EV) Mode². The 17,1kWh (1,6 kWh usable) lithium-ion battery delivers an all-electric range from a full charge which is capable of managing most city commutes³. The powertrain delivers a superb on-road drive coupled with a confident and sure-footed one off-road. So wherever you want to go and whichever mode you choose, PHEV delivers.

¹Market dependent. ²Parallel Hybrid Mode will be automatically re-engaged should the driver require more power and torque than is available, or the battery charge drops to an insufficient level to maintain progress. ³Please refer to the accompanying Technical Specification for full details on driveline, engine performance and fuel economy. Note that CO₂ and fuel economy figures can vary according to wheel fitment, and the lowest figures may not be achievable with the standard wheels.



DESIGN

REFINEMENT
AND LUXURY

TECHNOLOGY

PERFORMANCE

CAPABILITY

SAFETY

PERSONALISATION

REFINED PERFORMANCE

Range Rover Velar’s drive is supremely confident, connected and effortlessly delivered thanks to a carefully engineered suite of technologies.

ALL WHEEL DRIVE WITH INTELLIGENT DRIVELINE DYNAMICS

Range Rover Velar’s All Wheel Drive (AWD) with Intelligent Driveline Dynamics (IDD), fitted as standard, delivers both outstanding on-road performance and the full off-road capability expected of a Range Rover. Working together, AWD with IDD continually optimises the engine torque distribution to the front and rear wheels to ensure maximum traction and fuel efficiency in all road and weather conditions. It’s predictive as well as reactive, so the system helps prevent losing traction as well as working seamlessly to regain it, delivering comfort and composure no matter the terrain.



DESIGN

REFINEMENT
AND LUXURY

TECHNOLOGY

PERFORMANCE

CAPABILITY

SAFETY

PERSONALISATION

ADAPTIVE DYNAMICS

The optional Adaptive Dynamics* system delivers both precise dynamics and a supple, luxurious ride by monitoring wheel position and body movements. To do this, the system constantly analyses acceleration, steering, throttle and brake pedal activity. The electronically controlled dampers adjust to optimise the suspension settings and provide the optimum balance between comfort, refinement and agility at all times.

CONFIGURABLE DYNAMICS

To enhance either refinement and comfort or the vehicle’s performance, the optional Configurable Dynamics function allows you to configure Range Rover Velar’s throttle mapping, gearbox shift points, steering settings and suspension to suit your driving needs.

TORQUE VECTORING BY BRAKING

Torque Vectoring by Braking delivers controlled, responsive cornering by reducing near-limit understeer through controlled braking of the inside wheels.

*The option shown has linked features.



CAPABILITY IN ALL CONDITIONS

Range Rover Velar offers new levels of style, with class-leading all-terrain capability as standard. Land Rover’s patented Hill Descent Control (HDC) assists the driver with controlled descents of difficult slopes by applying braking separately to each wheel. Hill Launch Assist ensures the vehicle doesn’t roll backwards as it pulls away on an incline. It also utilises Gradient Release Control (GRC), preventing the vehicle accelerating too quickly on a steep incline when the driver releases the brake.

ELECTRONIC AIR SUSPENSION¹

This optional system provides composure and poise through exceptional wheel control, keeping all four wheels on the ground on very uneven surfaces. Added to which, it makes loading heavy objects into the boot easier as you can alter the vehicle’s height by +/- 50mm to suit your needs. These functions can be operated via the 10" Touchscreen, from the key fob or button² in the loadspace area. The Speed Lowering system also uses the Electronic Air Suspension to reduce aerodynamic drag and fuel consumption at 105 km/h cruising speed by lowering the vehicle by 10mm.

¹The option shown has linked features. Engine dependent. ²The option shown has linked features.



DESIGN

REFINEMENT
AND LUXURY

TECHNOLOGY

PERFORMANCE

CAPABILITY

SAFETY

PERSONALISATION

ALL TERRAIN PROGRESS CONTROL

All Terrain Progress Control (ATPC)* is a state-of-the-art system that enables you to set and maintain a steady speed in challenging conditions such as slippery surfaces, including: mud, wet grass, ice, snow and dirt roads. Operating like a cruise control system, it functions between 3,5 km/h and 30 km/h, enabling you to maintain full concentration on steering and finding a path through obstacles.

DYNAMIC HANDLING PACK

Land Rover has always been synonymous with off-road capability. Whether tackling mud, wet grass, scree, sand or snow, our vehicles have a suite of technologies to help you deal with the trickiest terrains with the utmost confidence. The optional Dynamic Handling Pack features a truly comprehensive selection. All Terrain Progress Control, Terrain Response 2 with Dynamic Program, Adaptive Dynamics, Configurable Dynamics and Electronic Air Suspension are all included. No matter where you drive, composure is customary.

*Optional feature.



DESIGN

REFINEMENT
AND LUXURY

TECHNOLOGY

PERFORMANCE

CAPABILITY

SAFETY

PERSONALISATION

TERRAIN RESPONSE WITH DYNAMIC PROGRAM

When you manually select Land Rover’s unique standard Terrain Response system, it sets the vehicle up optimally to match the demands of the terrain, by adapting the responses of the vehicle’s engine, gearbox, differentials and chassis systems. There are five Terrain Response settings: Comfort, Grass/Gravel/ Snow, Mud and Ruts, Sand and Eco.

TERRAIN RESPONSE 2 WITH DYNAMIC PROGRAM

Terrain Response 2 with Dynamic Program* is an option that takes the capabilities of the award-winning system to a new level. This features an automatic setting which monitors the current driving conditions and systematically selects the most suitable terrain setting. You can manually override the system should you wish. This function works seamlessly through Pivi’s lower touchscreen.

*The option shown has linked features. Pivi and InControl features, options, third party services and their availability remain market dependent – check with your Land Rover Retailer for local market availability and full terms. Mobile network connectivity cannot be guaranteed in all locations. Information and images displayed in relation to the InControl technology, including screens or sequences, are subject to software updates, version control and other system/visual changes depending on options selected.





WADE SENSING

Unique to Land Rover, this optional system uses ultrasonic sensors in the wing mirrors to visually and audibly alert the driver if the water approaches the vehicle’s class-leading wading depth of up to 580mm*. It does so by providing real time pictorial information via the Touchscreen about its depth in relation to the vehicle and its maximum wading capability. Only available with 3D Surround Camera.

*Wading is only available when engine is engaged. Always check route and exit before wading. 580mm wading depth with air suspension. 530mm wading depth with coil suspension.



SAFE AND SECURE

Designed for optimum safety, Range Rover Velar has been engineered to include a wealth of standard features not only to protect you and your passengers, but to actively help prevent accidents from happening. It's something we hope you never need to use, but in the event of theft, Secure Tracker helps to locate your vehicle. A theft alert will be sent to the Stolen Vehicle Tracking Centre and to you if someone attempts to move your vehicle illegally. Your vehicle's most recent location will be shared with local authorities. Optional Secure Tracker Pro takes this even further and integrates authentication technology into the key fob, preventing any non-authorised keys from gaining access to the vehicle.

Range Rover Velar's elevated Sports Command Driving Position provides enhanced visibility in all conditions. You can see more of the road and be easily seen by other road users; providing an enhanced feeling of safety and confidence. Legendary sure-footed All Wheel Drive (AWD) with Intelligent Driveline Dynamic (IDD) capability, as standard, helps you stay firmly planted on the road, whatever the weather or environment throws at you.

Secure Tracker and Secure Tracker Pro services require activation and must be in an area with network coverage. Includes service subscription for 12 months and can be upgraded to the warranty period or renewed after the initial term as advised by your Land Rover Retailer.



DESIGN

REFINEMENT
AND LUXURY

TECHNOLOGY

PERFORMANCE

CAPABILITY

SAFETY

PERSONALISATION

Range Rover Velar features the latest safety technologies as standard, including:

Dynamic Stability Control (DSC) monitors Range Rover Velar’s dynamic behaviour, intervening to maximise vehicle stability. DSC reduces engine torque and applies braking to the appropriate wheels to correct the vehicle’s direction of travel by counteracting understeer or oversteer.

Anti-lock Braking System (ABS) allows the vehicle to maintain traction with the road surface whilst braking and prevents wheels from locking – thereby retaining the vehicle’s ability to steer. The system helps to shorten the braking distance.

Electronic Brake-force Distribution (EBD) automatically varies the braking force to each axle in order to minimise stopping distance, while still maintaining stability and the vehicle’s ability to steer.

Electronic Traction Control (ETC) optimises traction and stability by controlling wheel spin. The ETC system reduces torque to the spinning wheel, then applies braking to the wheel, if required.



Cornering Brake Control (CBC) automatically varies the braking force to each wheel when the vehicle’s brakes are applied around a corner and the limit of grip is reached. The system will prevent the vehicle’s wheels from locking up and skidding in this event through varying the braking force applied to each wheel.

Roll Stability Control (RSC) is integrated with DSC to reduce the possibility of rollover, while providing agility and ability to steer around obstacles. It monitors the vehicle motion and cornering forces to detect any potential risk of rollover. When risk is detected, braking is applied to the outside front wheel to reduce forces which contribute to rollover.

Emergency Brake Assist understands when you apply the brakes quickly but without the necessary force to maximise stopping performance. It therefore boosts the brake pressure through the ABS pump to ensure you stop in time.

To help reduce the risk of a collision, the Emergency Stop Signal system automatically activates the hazard warning lights during emergency braking.

Emergency Braking - see page 17 for details.



DESIGN

REFINEMENT
AND LUXURY

TECHNOLOGY

PERFORMANCE

CAPABILITY

SAFETY

PERSONALISATION

To improve safety even further, two ISOFIX points for baby/child seat restraints are fitted on each side of the rear seats and a comprehensive system of six airbags including driver, passenger, side curtain and thorax airbags are standard to protect you.

Range Rover Velar has achieved a five-star Euro NCAP rating, confirming the vehicle is among the safest on the market. Offering outstanding protection for adults, children and pedestrians, the vehicle scored highly in all categories.



ALUMINIUM
SAFETY CELL

ISOFIX POINTS

AIRBAGS



DESIGN

REFINEMENT
AND LUXURY

TECHNOLOGY

PERFORMANCE

CAPABILITY

SAFETY

PERSONALISATION

CHOOSE YOUR MODEL

EXPLORE THIS MODEL

RANGE ROVER VELAR

Sophisticated. Intelligent. Capable. Refined power combines with effortless elegance to create an outstanding example of reductive design.



DESIGN

REFINEMENT
AND LUXURY

TECHNOLOGY

PERFORMANCE

CAPABILITY

SAFETY

PERSONALISATION

RANGE ROVER VELAR R-DYNAMIC

Everything about Range Rover Velar R-Dynamic exudes power and class. With Burnished Copper bumper accents, bonnet vents and side vents, it's impossible not to stare. Inside, Satin Chrome gearshift paddles and Bright metal pedals add greatly to its sporty look.

EXPLORE THIS MODEL



DESIGN

REFINEMENT
AND LUXURY

TECHNOLOGY

PERFORMANCE

CAPABILITY

SAFETY

PERSONALISATION

RANGE ROVER VELAR EDITION

Range Rover Velar Edition is a vehicle like no other. The sliding panoramic roof, Black contrast roof and Black detailing complement its visually reductive exterior. This is enhanced even further with features such as the fog lights and privacy glass - meaning wherever you go, eyes will follow.

EXPLORE THIS MODEL



DESIGN

REFINEMENT
AND LUXURY

TECHNOLOGY

PERFORMANCE

CAPABILITY

SAFETY

PERSONALISATION

ACCESSORIES

A range of stylish, tough and practical accessories is available, bringing you the opportunity to personalise your Range Rover Velar even further. These accessories can be purchased through your Land Rover Retailer and added at any stage during the vehicle's life - not just when it's new. Naturally, Land Rover Accessories are designed, tested and manufactured to the same exacting standards as the original equipment fitted to your vehicle. For more information and to see the full list of accessories please visit accessories.landrover.com You can also include accessories when you configure your Range Rover Velar at landrover.com

Vehicle shown is R-Dynamic HSE in Silicon Silver with the following accessories: 22" Style 1051, 10 spoke wheels in Satin Technical Grey with contrast Diamond Turned finish. Cross bars (optional roof rails required) Deployable Side Steps Ski/Snowboard Carrier and Wheel Mounted Bike Carrier.



FUNCTION AND TECHNOLOGY

Centre Armrest Cooler/Warmer Box – Food and drinks cooler and warmer that acts as a rear centre armrest. With a leather-covered top, it is held in place by the centre seat belt and powered from the rear auxiliary socket. Ideal for long journeys with the family.

iPhone® Connect and Charge Dock – The iPhone Connect and Charge Dock has been designed to allow visibility of the phone whilst charging, utilising the cup holder space in the centre console. When connected the iPhone media is accessible and has the ability to be controlled via the integrated infotainment/audio system. The ‘cut-out’ design of the holder is such that the home button is also accessible for use when parked. The iPhone USB charger can be easily disconnected if the USB connection is required for other use.

Click and Go System – The Click and Go range is a multi-purpose seat-back system for second row passengers. The versatile Click and Go Base fixes between the headrest mountings and further attachments can be added to hold tablets, bags and shirts or jackets. Each attachment is sold separately. The base can be easily removed when not in use.



iPhone® is a trademark of Apple Inc., registered in the US and other countries.

EXTERIOR STYLING

Deployable Side Steps* – These smart, practical steps make it easier to get in and out of the vehicle. Neatly stowed under the sills, the side steps automatically deploy as soon as the door is opened, or when activated by the key fob. They stow automatically when the door is closed. The side steps are sensitive to obstructions and automatic mode can be overridden to allow access to the roof when the doors are closed. The Deployable Side Steps are compatible with Front Mudflaps and feature a stainless steel finish with laser-etched Range Rover Velar branding.

Range Rover Lettering – Narvik Black – Replace the Silver Range Rover Lettering and enhance the appearance of your Range Rover Velar with this alternative Narvik Black Bonnet and Tailgate lettering. Sold as a vehicle set.

Carbon Fibre Rear Spoiler – Sleek and dynamic Carbon Fibre Rear Spoiler for Range Rover Velar.

Carbon Fibre Mirror Covers – Stunning high grade Carbon Fibre Mirror Covers, with a High Gloss finish, provide a performance-inspired premium styling update.

Carbon Fibre Side Vents – High-grade Carbon Fibre side power vents with a High Gloss finish provide a performance-inspired styling upgrade.



*Engine dependent. Fitting of side tubes or side steps may affect the off-road capability of the vehicle.

CARRYING

Tow Bar Mounted Bike Carrier – Tow Bar Mounted Bike Carrier available for two or three bikes. A quick-release design for ease of use and lockable for security. Maximum carrying capacity 51kg (on the three bike carrier).

Wheel Mounted Bike Carrier¹ – Lockable bike carrier designed for holding a single bike up to 20kg.

Aqua Sports Carrier¹ – Carries a sailboard, canoe or kayak. Includes lockable multi-purpose holder to carry a mast, oars or paddles. Tilts to facilitate easy loading/unloading. Features lockable straps and rubber supports to maintain optimum weight distribution whilst protecting the kayak and vehicle from scratches/scuffs. Maximum carrying capacity 45kg².

Ski/Snowboard Carrier¹ – Carries four pairs of skis or two snowboards and incorporates slider rails for easy loading and is also lockable for security. Maximum carrying capacity 35kg².



¹Roof rails and cross bars are required for all Land Rover roof-mounted accessories. Objects placed above the roof-mounted satellite antenna may reduce the quality of the signal received by the vehicle and could have a detrimental effect on the navigation and satellite radio system, if fitted. ²Maximum payload equals the load capacity of the roof-mounted accessory.

TOWING

A Detachable Tow Bar with a load capacity of 2.500kg* is available as an accessory. Alternatively, there is the option of an Electrically Deployable Tow Bar, stowed in the rear bumper, with a load capacity of 2.500kg*. Both allow you to use items such as bike carriers from the range of Land Rover Accessories, adding even more versatility to the vehicle. Everything has been designed and engineered for ease of use and adaptability, to fit perfectly with your lifestyle.

*Engine dependent.



DESIGN

REFINEMENT
AND LUXURY

TECHNOLOGY

PERFORMANCE

CAPABILITY

SAFETY

PERSONALISATION

INTERIOR PROTECTION

Protective Seat Covers – Protects seats from wet, dirty clothes as well as general wear and tear. Simple to fit and easily wipeable. Includes headrest and armrest covers.

Rubber Mats - Ebony – Rubber footwell mats for front and second row occupants help provide protection from general dirt. Branded and with Bright accent Range Rover ingot and durable metal corner piece to the external edge.

Loadspace Rubber Mat – Land Rover branded waterproof rubber mat helps to protect the rear loadspace carpet from general dirt.

Loadspace Rubber Mat Extension* – This waterproof mat extension covers the back of the rear seats when they are folded down.

Luggage Partition - Half Height – Designed to protect vehicle occupants against the displacement of luggage. Following initial retailer installation the luggage partition can be removed with appropriate fitting tool. Complies with ECE-17 regulation. Flexible option retains convenience provided by folding second row seats. Compatible with Loadspace Rubber Mat and Loadspace Liner Tray.

*Linked feature.



PET PRODUCTS

Pet Loadspace Protection Pack - Designed to provide protection and easy cleaning of the loadspace from wet and muddy paws. Combines the Quilted Loadspace Liner, Luggage Partition - Half Height and Spill Resistant Pet Bowl.

Pet Transportation Pack - Convenient option to provide a comfortable environment for transporting pets, which can be fitted or removed quickly as and when required. Combines the Foldable Pet Carrier, Spill Resistant Pet Bowl and Loadspace Rubber Mat.

Quilted Loadspace Liner - This tailored liner covers and protects all the carpeted areas of the loadspace including the floor, second row seat backs and loadspace side walls. Manufactured from a soft quilted fabric, with an integral rubber base and detachable bumper protector it is easy to wipe clean, making it ideal for owners who regularly carry dogs or other pets in the loadspace area of their vehicle. Compatible with Luggage Partition - Half Height. Not compatible with full size spare wheel.



DESIGN

REFINEMENT
AND LUXURY

TECHNOLOGY

PERFORMANCE

CAPABILITY

SAFETY

PERSONALISATION

Pet Care and Access Pack - Taking the effort out of transporting pets, this option ensures everything required is to hand to transport pets in comfort. Combines the Half Height Luggage Partition, Quilted Loadspace Liner, Pet Access Ramp and Portable Rinse System.

Portable Rinse System - Designed to be used outside the vehicle, the Portable Rinse System provides a convenient solution for washing pets before loading or rinsing down other equipment from bikes to wetsuits. Depending on the setting selected, this portable rinse system will deliver a minimum of two minutes of continuous water flow through a shower hose style attachment. Without the need for batteries or external power, the system utilises pressure captured when filling from a tap, and an integrated hand pump allows the user to pressurise if filling the water tank away from home. Featuring a Land Rover branded cover and handle, with an additional stowage bag it can be secured to the loadspace 'D' loops during transit, making it ideal for owners who regularly carry dogs or other pets in the loadspace area of their vehicle.



DESIGN

REFINEMENT
AND LUXURY

TECHNOLOGY

PERFORMANCE

CAPABILITY

SAFETY

PERSONALISATION



THE RANGE ROVER COLLECTION

Refinement is all in the details. It's a story told in the quality of our materials and sophisticated design. See it in our exclusive collection of lifestyle accessories and leather goods, inspired by the luxurious Range Rover interiors. Choose from a selection of accessories including the elegant cross-grained leather wallet with a chevron printed inner lining and a Range Rover rotary dial detail, a refined watch inspired by the classic Range Rover marque featuring black sun-ray dial and Milanese strap, or lightweight aviator-style sunglasses, machined from a Japanese beta-titanium.

[EXPLORE THE COLLECTION](#)



DESIGN

REFINEMENT
AND LUXURY

TECHNOLOGY

PERFORMANCE

CAPABILITY

SAFETY

PERSONALISATION

THE WORLD OF LAND ROVER



Your Land Rover has been designed and engineered to help you make more of your world. It can take you to places others simply can't reach, in a style that cannot be matched. With a vehicle from Special Vehicle Operations, that sense of individuality can be taken to even greater heights. As a celebration of the Land Rover lifestyle, we've put together a range of experiences, publications and the Land Rover Lifestyle Collection. There's a world to explore. Get out there and enjoy it.



> BOOK AN EXPERIENCE



> SPECIAL VEHICLE OPERATIONS



> LAND ROVER COLLECTION



> LAND ROVER ADVENTURE TRAVEL



DESIGN

REFINEMENT
AND LUXURY

TECHNOLOGY

PERFORMANCE

CAPABILITY

SAFETY

PERSONALISATION



BUILD YOUR OWN
Use the configurator to build
your perfect Range Rover Velar



FIND A RETAILER
Search for a Land Rover
Retailer near you



COMPARE OUR VEHICLES
Select up to three Land Rover vehicles
and compare them side by side



KEEP ME INFORMED
Sign up for all the latest
Land Rover news



ABOVE & BEYOND



Important Notice: Important note on imagery & specification. We are living through exceptional times. Due to the Covid pandemic we have been prevented or delayed in the creation of new images of current model years. Now the global impact of micro chip shortages is further affecting build specifications, options and launch timings. Until this unique event settles, please note that many images cannot be updated to 23 model year specifications. Features, options, trim and colour schemes will differ from many images. Customers are urged to consult your local Retailer for detailed 23 model year specifications and do not base an order on marketing imagery and specification alone.

Jaguar Land Rover Limited is constantly seeking ways to improve the specification, design and production of its vehicles, parts and accessories and alterations take place continually, and we reserve the right to change without notice. Some features may vary between optional and standard for different model years. The information, specification, engines and colours on this website are based on European specification and may vary from market to market and are subject to change without notice. Some vehicles are shown with optional equipment and retailer fit accessories that may not be available in all markets. Please contact your local retailer for local availability and prices.

Colours: Image colours reproduced here are provided for illustrative purposes only. Colours are reproduced on screen and may therefore vary compared to the actual finish. The company reserves the right to alter or withdraw any colour finish without notice. Some of these colours may not be obtainable in your country. Please check availability of colours and current specifications with your Land Rover Retailer. Distributors and Retailers are not agents of Jaguar Land Rover Limited and have absolutely no authority to bind Jaguar Land Rover Limited to any express or implied undertaking or representation. Information and images displayed in relation to the InControl technology, including Touchscreen, App screens, or sequences are subject to regular software updates, version control and other system/visual changes depending on options selected. **Optional features** and their availability may differ by vehicle specification (model and powertrain), or require the installation of other features in order to be fitted. Please contact your local Retailer for more details, or configure your vehicle online. All in car features should be used by drivers only when safe for them to do so. Drivers must ensure they are in full control of the vehicle at all times. Certain features require an appropriate SIM with a suitable data contract, which will require a further subscription after the initial term advised by your Retailer. CO₂ and fuel economy figures may vary according to wheel fitment and optional extras fitted. Vehicles shown include Range Rover Velar Edition in Lantau Bronze and R-Dynamic HSE in Silicon Silver. Vehicles are shown with optional features and accessories fitted (market dependent).




Castrol EDGE Professional exclusively
recommended by Land Rover.



Android™ is a trademark
of Google LLC.



Apple® is a registered trademark of Apple Inc.
registered in the US and other countries.



Meridian™ is a registered
trademark of Meridian™ Audio Ltd.



Trifold™ and the three fields device is
a trademark of Trifold™ Productions Ltd.

Jaguar Land Rover Limited. Registered Office: Abbey Road, Whitley, Coventry CV3 4LF United Kingdom
Registered in England: Number 1672070 landrover.com © Copyright Jaguar Land Rover Limited 2022.

TECHNICAL SPECIFICATION 2022 RANGE ROVER VELAR



ABOVE & BEYOND



Engines

You can select from a choice of diesel, petrol and plug-in hybrid engines. These engines are designed for clean and efficient combustion and are all equipped with Stop/Start technology and smart regenerative charging.

Configure your Range Rover Velar at [landrover.com](#)

POWERTRAIN

Transmission
Driveline
Maximum power (PS / kW / rpm)
Maximum torque (Nm / rpm)
Capacity (cc)
No. of cylinders / Valves per cylinder
Cylinder layout
Bore / stroke (mm)
Compression ratio (:1)

FUEL ECONOMY*

Consumption	Combined	l/100km
CO ₂ Emissions	Combined	(g/km)

DIESEL		
D200		D300
Automatic		Automatic
All Wheel Drive (AWD)		All Wheel Drive (AWD)
199 / 146,4 / 3.750-4.000		300 / 221 / 4.000
430 / 1.750-2.500		650 / 1.500-2.500
1.997		2.996
4 / 4		6 / 4
Inline		Inline
83 / 92,31		83 / 92,31
16,5+ / -0,5		15,5
From 5,9		From 7,3
From 156		From 193

*The figures provided are NEDC calculated from official manufacturer’s tests. Figures may vary according to environment and driving style. For comparison purposes only. Real-world figures may differ.

Some features on images may vary between optional and standard for different model years and due to the impact of Covid-19, many of our images have not been updated to reflect 23MY specifications. Please refer to the car configurator and additionally consult your local Retailer for detailed 23MY specifications and do not base an order on website imagery alone. Jaguar Land Rover Limited is constantly seeking ways to improve the specification, design and production of its vehicles, parts and accessories and alterations take place continually, and we reserve the right to change without notice.

TECHNICAL SPECIFICATION

FUEL ECONOMY - continued

Fuel tank capacity - useable litres
Selective Catalytic Reduction Filter /
Gasoline Particulate Filter (SCRf / GPF)

PERFORMANCE

Acceleration (secs) 0-100 km/h (0-60 mph)
Maximum speed km/h (mph)

BRAKES

Front type
Front diameter (mm)
Rear type
Rear diameter (mm)
Park Brake

WEIGHTS (kg)**

Unladen weight (EU)†
Unladen weight (DIN)††
Gross Vehicle Weight (GVW)

TOWING (kg)

Unbraked trailer
Maximum towing
Maximum coupling point (nose weight)
Maximum vehicle and trailer combination

ROOF CARRYING (kg)

Maximum roof load (including cross bars)
--

DIESEL	
D200	D300
62	68
■	■
8,2 (7,7)	6,5 (6,1)
210 (130)	230 (143)*
Single piston sliding caliper, vented disc	Single piston sliding caliper, vented disc
350	350
Single piston sliding caliper, vented disc	Single piston sliding caliper, vented disc
325	325
iEPB, motor on caliper	iEPB, motor on caliper
1.946	2.068
1.871	1.993
2.590	2.710
750	750
2.400	2.500
100	100
4.990	5.210
79	79

■ Standard.

*Top speed on engines with coil suspension is 210km/h (130mph).

**Weights reflect vehicles to standard specifications. Optional extras increase weight.

†Includes a 75kg driver, full fluids and 90% fuel.

††Includes full fluids and 90% fuel.

ENGINES

POWERTRAIN

Mild Hybrid Electric Vehicle (MHEV)
Transmission
Driveline
Maximum power (PS / kW / rpm)
Maximum torque (Nm / rpm)
Capacity (cc)
No. of cylinders / Valves per cylinder
Cylinder layout
Bore / stroke (mm)
Compression ratio (:1)

FUEL ECONOMY - NEDC EQUIVALENT (NEDC2)*

NEDC2 Consumption	Urban	l/100km (mpg)
	Extra Urban	l/100km (mpg)
	Combined	l/100km (mpg)
NEDC2 CO ₂ Emissions	Urban	(g/km)
	Extra Urban	(g/km)
	Combined	(g/km)

FUEL ECONOMY - WLTP**

WLTP Consumption	Low	l/100km (mpg)
	Medium	l/100km (mpg)
	High	l/100km (mpg)
	Extra High	l/100km (mpg)
	Combined	l/100km (mpg)
WLTP CO ₂ Emissions	Low	(g/km)
	Medium	(g/km)
	High	(g/km)
	Extra High	(g/km)
	Combined	(g/km)

DIESEL MHEV			
D200		D300	
■		■	
Automatic		Automatic	
All Wheel Drive (AWD)		All Wheel Drive (AWD)	
204 / 150 / 3.750-4.000		300 / 221 / 4.000	
430 / 1.750-2.500		650 / 1.500-2.500	
1.997		2.996	
4 / 4		6 / 4	
Inline		Inline	
83 / 92,31		83 / 92,31	
16,5+ / -0,5		15,5	
CLASS A		CLASS B	
5,9 (47,9)		5,9 (47,9)	
4,9 (57,6)		5,0 (56,5)	
5,3 (53,3)		5,3 (53,3)	
155		156	
130		132	
139		141	
7,5-7,8 (37,7-36,2)		10,5-11,0 (26,9-25,7)	
6,1-6,7 (46,3-42,2)		7,7-7,8 (36,7-36,2)	
5,4-6,0 (52,3-47,1)		6,0-6,5 (47,1-43,5)	
6,7-7,5 (42,2-37,7)		7,3-8,0 (38,7-35,3)	
6,3-6,9 (44,8-40,9)		7,4-7,9 (38,2-35,8)	
198-206		276-287	
161-176		201-204	
142-159		156-171	
175-198		190-209	
165-182		193-207	

■ Standard.

Class A (18"-20" wheel)
Class B (21" and 22" wheels with
All Season and Summer tyres).

*The figures provided are NEDC2
calculated from official manufacturer's
WLTP tests in accordance with EU legislation.
For comparison purposes only. Real-world
figures may differ. CO₂ and fuel economy
figures may vary according to factors such
as driving styles, environmental conditions,
load, wheel fitment and accessories fitted.
NEDC2 are figures calculated using a
Government formula from WLTP figures
equivalent to what they would have been
under the old NEDC test. The correct tax
treatment can then be applied.

**The figures provided are as a result of
official manufacturer's tests in accordance
with EU legislation. For comparison purposes
only. Real-world figures may differ. CO₂ and
fuel economy figures may vary according to
factors such as driving styles, environmental
conditions, load, wheel fitment and
accessories fitted.

TECHNICAL SPECIFICATION

FUEL ECONOMY - continued

Fuel tank capacity - useable litres
Selective Catalytic Reduction Filter / Gasoline Particulate Filter (SCRf / GPF)

PERFORMANCE

Acceleration (secs) 0-100 km/h (0-60 mph)
Maximum speed km/h (mph)

BRAKES

Front type
Front diameter (mm)
Rear type
Rear diameter (mm)
Park Brake

WEIGHTS (kg)**

Unladen weight (EU)†
Unladen weight (DIN)††
Gross Vehicle Weight (GVW)

TOWING (kg)

Unbraked trailer
Maximum towing
Maximum coupling point (nose weight)
Maximum vehicle and trailer combination

ROOF CARRYING (kg)

Maximum roof load (including cross bars)
--

DIESEL MHEV	
D200	D300
62	68
■	■
8,2 (7,7)	6,5 (6,1)
210 (130)	230 (143)*
Single piston sliding caliper, vented disc	Single piston sliding caliper, vented disc
350	350
Single piston sliding caliper, vented disc	Single piston sliding caliper, vented disc
325	325
iEPB, motor on caliper	iEPB, motor on caliper
2.003	2.124
1.928	2.049
2.590	2.710
750	750
2.400	2.500
100	100
4.990	5.210
79	79

■ Standard.

*Top speed on engines with coil suspension is 210km/h (130mph).

**Weights reflect vehicles to standard specifications. Optional extras increase weight.

†Includes a 75kg driver, full fluids and 90% fuel.

††Includes full fluids and 90% fuel.

ENGINES

POWERTRAIN

Transmission
Driveline
Maximum power (PS / kW / rpm)
Maximum torque (Nm / rpm)
Capacity (cc)
No. of cylinders / Valves per cylinder
Cylinder layout
Bore / stroke (mm)
Compression ratio (:1)

FUEL ECONOMY - NEDC EQUIVALENT (NEDC2)*

NEDC2 Consumption	Urban	l/100km (mpg)
	Extra Urban	l/100km (mpg)
	Combined	l/100km (mpg)
NEDC2 CO ₂ Emissions	Urban	(g/km)
	Extra Urban	(g/km)
	Combined	(g/km)

FUEL ECONOMY - WLTP**

WLTP Consumption	Low	l/100km (mpg)
	Medium	l/100km (mpg)
	High	l/100km (mpg)
	Extra High	l/100km (mpg)
	Combined	l/100km (mpg)
WLTP CO ₂ Emissions	Low	(g/km)
	Medium	(g/km)
	High	(g/km)
	Extra High	(g/km)
	Combined	(g/km)

PETROL		
P250		
Automatic		
All Wheel Drive (AWD)		
250 / 184 / 5.000		
365 / 1.300-4.500		
1.997,3		
4 / 4		
In-line		
83 / 92,29		
10,5+ / -0,5		
CLASS A		CLASS B
9,4 (30,1)		9,6 (29,4)
6,7 (42,2)		6,8 (41,5)
7,7 (36,7)		7,8 (36,2)
214		219
151		154
174		177
12,7-13,2 (22,2-21,4)		
9,2-10,1 (30,7-28,0)		
8,0-9,0 (35,3-31,4)		
9,3-10,7 (30,4-26,4)		
9,4-10,4 (30,1-27,2)		
285-297		
208-227		
180-202		
211-241		
211-234		

Class A (18"-20" wheel)
Class B (21" and 22" wheels with
All Season and Summer tyres).

*The figures provided are NEDC2
calculated from official manufacturer’s
WLTP tests in accordance with EU legislation.
For comparison purposes only. Real-world
figures may differ. CO₂ and fuel economy
figures may vary according to factors such
as driving styles, environmental conditions,
load, wheel fitment and accessories fitted.
NEDC2 are figures calculated using a
Government formula from WLTP figures
equivalent to what they would have been
under the old NEDC test. The correct tax
treatment can then be applied.
**The figures provided are as a result of
official manufacturer’s tests in accordance
with EU legislation. For comparison purposes
only. Real-world figures may differ. CO₂ and
fuel economy figures may vary according to
factors such as driving styles, environmental
conditions, load, wheel fitment and
accessories fitted.

TECHNICAL SPECIFICATION

FUEL ECONOMY - continued

Fuel tank capacity - useable litres
Selective Catalytic Reduction Filter / Gasoline Particulate Filter (SCRf / GPF)

PERFORMANCE

Acceleration (secs) 0-100 km/h (0-60 mph)
Maximum speed km/h (mph)

BRAKES

Front type
Front diameter (mm)
Rear type
Rear diameter (mm)
Park Brake

WEIGHTS (kg)*

Unladen weight (EU)**
Unladen weight (DIN)†
Gross Vehicle Weight (GVW)

TOWING (kg)

Unbraked trailer
Maximum towing
Maximum coupling point (nose weight)
Maximum vehicle and trailer combination

ROOF CARRYING (kg)

Maximum roof load (including cross bars)
--

	PETROL
	P250
	82
	■
	7,5 (7,1)
	217 (135)
	Single piston sliding caliper, vented disc
	350
	Single piston sliding caliper, vented disc
	325
	iEPB, motor on caliper
	1.950
	1.875
	2.550
	750
	2.400
	100
	4.950
	79

■ Standard.
*Weights reflect vehicles to standard specifications. Optional extras increase weight.
**Includes a 75kg driver, full fluids and 90% fuel.
†Includes full fluids and 90% fuel.

ENGINES

POWERTRAIN		
Mild Hybrid Electric Vehicle (MHEV)		
Transmission		
Driveline		
Maximum power (PS / kW / rpm)		
Maximum torque (Nm / rpm)		
Capacity (cc)		
No. of cylinders / Valves per cylinder		
Cylinder layout		
Bore / stroke (mm)		
Compression ratio (:1)		
FUEL ECONOMY - NEDC EQUIVALENT (NEDC2)*		
NEDC2 Consumption	Urban	l/100km (mpg)
	Extra Urban	l/100km (mpg)
	Combined	l/100km (mpg)
NEDC2 CO ₂ Emissions	Urban	(g/km)
	Extra Urban	(g/km)
	Combined	(g/km)
FUEL ECONOMY - WLTP [†]		
WLTP Consumption	Low	l/100km (mpg)
	Medium	l/100km (mpg)
	High	l/100km (mpg)
	Extra High	l/100km (mpg)
	Combined	l/100km (mpg)
WLTP CO ₂ Emissions	Low	(g/km)
	Medium	(g/km)
	High	(g/km)
	Extra High	(g/km)
	Combined	(g/km)

PETROL MHEV			
P340		P400	
■		■	
Automatic		Automatic	
All Wheel Drive (AWD)		All Wheel Drive (AWD)	
340 / 250 / 5.500-6.500		400 / 294 / 5.500-6.500	
480 / 1.500-4.500		550 / 2.000-5.000	
2.995		2.995	
6 / 4		6 / 4	
Inline		Inline	
83 / 92,3		83 / 92,3	
10,5		10,5	
		CLASS A	CLASS B
-		11,9 (23,8)	11,9 (23,8)
-		7,2 (39,2)	7,2 (39,2)
From 8,7**		8,9 (31,7)	8,9 (31,7)
-		270	270
-		164	164
From 202**		202	202
-		14,5-14,9 (19,5-19,0)	
-		9,7-10,4 (29,1-27,2)	
-		8,3-8,9 (34,0-31,7)	
-		9,4-10,3 (30,1-27,4)	
-		9,8-10,5 (28,8-26,9)	
-		328-336	
-		219-234	
-		188-200	
-		212-231	
-		221-236	

■ Standard - Not Available.

Class A (18"-20" wheel)
Class B (21" and 22" wheels with All Season and Summer tyres).

*The figures provided are NEDC2 calculated from official manufacturer's WLTP tests in accordance with EU legislation. For comparison purposes only. Real-world figures may differ. CO₂ and fuel economy figures may vary according to factors such as driving styles, environmental conditions, load, wheel fitment and accessories fitted. NEDC2 are figures calculated using a Government formula from WLTP figures equivalent to what they would have been under the old NEDC test. The correct tax treatment can then be applied.

**The figures provided are NEDC calculated from official manufacturer's tests. Figures may vary according to environment and driving style. For comparison purposes only. Real-world figures may differ.

[†]The figures provided are as a result of official manufacturer's tests in accordance with EU legislation. For comparison purposes only. Real-world figures may differ. CO₂ and fuel economy figures may vary according to factors such as driving styles, environmental conditions, load, wheel fitment and accessories fitted.

TECHNICAL SPECIFICATION

FUEL ECONOMY - continued

Fuel tank capacity - useable litres
Selective Catalytic Reduction Filter / Gasoline Particulate Filter (SCR / GPF)

PERFORMANCE

Acceleration (secs) 0-100 km/h (0-60 mph)
Maximum speed km/h (mph)

BRAKES

Front type
Front diameter (mm)
Rear type
Rear diameter (mm)
Park Brake

WEIGHTS (kg)**

Unladen weight (EU)†
Unladen weight (DIN)††
Gross Vehicle Weight (GVW)

TOWING (kg)

Unbraked trailer
Maximum towing
Maximum coupling point (nose weight)
Maximum vehicle and trailer combination

ROOF CARRYING (kg)

Maximum roof load (including cross bars)
--

PETROL MHEV	
P340	P400
82	82
■	■
6,3 (6,0)	5,5 (5,2)
240 (149)*	250 (155)*
Single piston sliding caliper, vented disc	Single piston sliding caliper, vented disc
350	350
Single piston sliding caliper, vented disc	Single piston sliding caliper, vented disc
325	325
iEPB, motor on caliper	iEPB, motor on caliper
TBC	2.085
2.010	2.010
2.670	2.670
750	750
2.400	2.500
100	100
5.170	5.170
79	79

■ Standard.

*Top speed on engines with coil suspension is 210km/h (130mph).

**Weights reflect vehicles to standard specifications. Optional extras increase weight.

†Includes a 75kg driver, full fluids and 90% fuel.

††Includes full fluids and 90% fuel.

ENGINES

POWERTRAIN

Transmission
Driveline
Maximum power (PS / kW / rpm)
Maximum torque (Nm / rpm)
Capacity (cc)
No. of cylinders / Valves per cylinder
Cylinder layout
Bore / stroke (mm)
Compression ratio (:1)

FUEL ECONOMY - NEDC EQUIVALENT (NEDC2)**

NEDC2 Consumption	Combined	l/100km (mpg)
NEDC2 CO ₂ Emissions	Combined	(g/km)

FUEL ECONOMY - WLTP†

WLTP Consumption	Combined	l/100km (mpg)
WLTP CO ₂ Emissions	Combined	(g/km)

BATTERY AND CHARGING TIMES

Home Charger / Wall box 7kWh
DC Rapid Charger 50kW
Domestic Plug 2,3kWh
Battery capacity Total (Usable) kWh
Charging cable length (m)

PETROL PLUG-IN HYBRID		
P400e		
Automatic		
All Wheel Drive (AWD)		
404 / 297 / 5.500*		
640 / 1.500-4.400*		
1.997,3		
4 / 4		
Inline		
83 / 92,3		
9,5+ / -0,5		
CLASS A		CLASS B
2,3 (122,8)		2,3 (122,8)
52		53
2,2-2,6 (128,4-108,6)		
49-57		
1 hour 40 minutes to 80% / 2 hours 16 minutes to 100%		
30 mins to 80% / 1 hour 13 minutes to 100%		
5 hours 29 minutes to 80% / 7 hours 6 minutes to 100%		
17,1 (13.686)		
5		

Class A (18"-20" wheel)
Class B (21" and 22" wheels with All Season and Summer tyres).

*When combined with electric motor.
**The figures provided are NEDC2 calculated from official manufacturer’s WLTP tests in accordance with EU legislation with a fully charged battery. For comparison purposes only. Real-world figures may differ. CO₂, fuel economy, energy consumption and range figures may vary according to factors such as driving styles, environmental conditions, load, wheel fitment and accessories fitted. NEDC2 are figures calculated using a Government formula from WLTP figures equivalent to what they would have been under the old NEDC test. The correct tax treatment can then be applied.
†The figures provided are as a result of official manufacturer’s tests in accordance with EU legislation with a fully charged battery. For comparison purposes only. Real-world figures may differ. CO₂, fuel economy, energy consumption and range figures may vary according to factors such as driving styles, environmental conditions, load, wheel fitment, accessories fitted, actual route and battery condition. Range figures are based upon production vehicle over a standardised route.

TECHNICAL SPECIFICATION

FUEL ECONOMY - continued

Fuel tank capacity - useable litres
Selective Catalytic Reduction Filter / Gasoline Particulate Filter (SCRF / GPF)
EV Range Class A Combined (NEDC2*) km (miles)
EV Range Combined (WLTP**) km (miles)

PERFORMANCE

Acceleration (secs) 0-100 km/h (0-60 mph)
Maximum speed km/h (mph)

ELECTRIC MOTOR DATA

Maximum power PS (kW)
Maximum torque (Nm)

BRAKES

Front type
Front diameter (mm)
Rear type
Rear diameter (mm)
Park Brake

WEIGHTS (kg)[†]

Unladen weight (EU) ^{††}
Unladen weight (DIN) [‡]
Gross Vehicle Weight (GVW)

TOWING (kg)

Unbraked trailer
Maximum towing
Maximum coupling point (nose weight)
Maximum vehicle and trailer combination

ROOF CARRYING (kg)

Maximum roof load (including cross bars)
--

PETROL PLUG-IN HYBRID
P400e
69
■
61 (38)
53-46 (33-29)
5,4 (5,1)
209 (130)
143 (105)
275
Single piston sliding caliper, vented disc
350
Single piston sliding caliper, vented disc
325
iEPB, motor on caliper
2.233
2.158
2.720
750
2.000
100
4.720
79

■ Standard.

Class A (18"-20" wheel)
Class B (21" and 22" wheels with All Season and Summer tyres).

*The figures provided are NEDC2 calculated from official manufacturer’s WLTP tests in accordance with EU legislation with a fully charged battery. For comparison purposes only. Real-world figures may differ. CO₂, fuel economy, energy consumption and range figures may vary according to factors such as driving styles, environmental conditions, load, wheel fitment and accessories fitted. NEDC2 are figures calculated using a Government formula from WLTP figures equivalent to what they would have been under the old NEDC test. The correct tax treatment can then be applied.

**The figures provided are as a result of official manufacturer’s tests in accordance with EU legislation with a fully charged battery. For comparison purposes only. Real-world figures may differ. CO₂, fuel economy, energy consumption and range figures may vary according to factors such as driving styles, environmental conditions, load, wheel fitment, accessories fitted, actual route and battery condition. Range figures are based upon production vehicle over a standardised route.

[†]Weights reflect vehicles to standard specifications. Optional extras increase weight.

^{††}Includes a 75kg driver, full fluids and 90% fuel.

[‡]Includes full fluids and 90% fuel.

DIMENSIONS AND CAPABILITIES

STANDARD RIDE HEIGHT

Maximum height 1.678mm (Air) 1.683mm (Coil)
Access height air suspension setting will reduce the above by 40mm

HEADROOM

Maximum front / rear headroom with standard roof 993mm / 988mm
Maximum front / rear headroom with panoramic roof 970mm / 966mm

LEGROOM

Maximum front legroom 1.023mm
Maximum rear legroom 944mm

LOADSPACE CAPACITY

Height 687mm, Width 1.245mm
Loadspace width between arches 1.050mm
Maximum loadspace volume behind first row
Dry* 1.374 litres, Wet** 1.811 litres
Maximum loadspace volume behind second row
Dry* 568 litres, Wet** 748 litres

*Dry: Volume as measured with VDA-compliant solid blocks (200mm x 50mm x 100mm). Volume measured up to the headliner. Boot configuration and total loadspace will vary by vehicle specification (model and powertrain) and market. **Wet: Volume as measured by simulating the loadspace filled with liquid. Volume measured up to the headliner. Boot configuration and total loadspace will vary by vehicle specification (model and powertrain) and market. †Electronic air suspension only.

Vehicle shown is R-Dynamic HSE in Silicon Silver with optional panoramic roof, Black contrast roof, privacy glass and 22" Style 9007, 9 split-spoke, Satin Light Silver with contrast Diamond Turned finish.

Figures may vary for P400e models.

Obstacle Clearance

Off-road height (Air) 251mm† (Coil) 213mm
Standard ride height (Air) 205mm† (Coil) 214mm

TURNING CIRCLE

Kerb-to-kerb 11,95m
Wall-to-wall 12,35m
Turns lock-to-lock 2,52

WADING DEPTH

Maximum wading depth 530mm / 580mm†



	A	B	C
Ride Height	Approach Angle	Ramp Angle	Departure Angle
Off-road Air (Coil)	27,5° (25,0°)	23,5° (22,0°)	29,5° (27,0°)
Standard Air (Coil)	22,5° (23,6°)	18,3° (19,1°)	24,8° (25,0°)



Wheelbase 2.874mm

