



www.facebook.com/MitsubishiMotors.en



www.instagram.com/mitsubishimotorsofficial



www.youtube.com/user/MitsubishiMotorsAd



OUTLANDER

RECYCLING OF OLD VEHICLES

It is our duty to protect the environment.

Mitsubishi Motors designs and produces high quality vehicles and components aiming to provide our customers with durable motor vehicles, and excellent services to maintain your vehicle in an optimum running condition. We have the highest respect for the environment and use materials which may be recycled and re-used after your Mitsubishi Motors vehicle has come to the end of its economical life. After a long working life we will take your vehicle back and recycle it in an environmentally friendly manner in accordance with the EU Directive on End-of-Life Vehicles and any applicable national statutory provisions.

All Mitsubishi Motors vehicles (up to 3.5t GVW) sold after 1st July 2002, will be taken back free of charge from the last owner, at one of the designated take back points, provided the vehicle contains all major components and is free of waste. From 1st January 2007, this applies to all Mitsubishi Motors vehicles irrespective of the sold date. A network of collection points is available to receive Mitsubishi Motors End-of-Life Vehicles,

to ensure your vehicle will be recycled in an environmentally friendly manner. At the same time, the possibilities for the recycling of vehicles and vehicle components are continually being evaluated and improved, aiming to the achievement of even higher recycling percentages in the future.

The European End-of-Life Vehicles Directive and the free take back of End-of-Life Vehicles are applicable in all European Union member states. The transposition of the End-of-Life Vehicles Directive into national law in each member state might not have been completed at the time of putting this publication to print.

Please refer to www.mitsubishi-motors-europe.com and select the web site of the Mitsubishi Motors service network in your country of residence, or call the National Mitsubishi Motors Customer Assistance Centre for further details.

OUTSTANDING AFTER SALES FOR CAREFREE MOTORING

Around 2,500 Mitsubishi Motors Authorised Service Points in Europe are committed to helping you wherever you are.

PROFESSIONAL SERVICING

Even new cars require regular maintenance and servicing. Not just to guarantee your mobility, but also for the safety of you and your passengers. Trained professionals using specialist diagnostic equipment and original parts at your Mitsubishi Authorised Service Point are ready to oblige. You'll be advised about the cost beforehand, so there will be no unpleasant surprises when you return to pick up your vehicle.

MITSUBISHI MOTORS GENUINE PARTS

Even the smallest technical faults can lead to accidents. Therefore, all Mitsubishi Motors Genuine Parts have been developed and tested to stringent quality standards. It is recommended to use Mitsubishi Motors Genuine Parts in order to maintain the safety and integrity of your vehicle and that of your passengers. Mitsubishi Motors Genuine Parts are available at all Mitsubishi Authorised Service Points. We are proud to regularly score top in After Sales quality surveys.

COMPREHENSIVE WARRANTY – OBVIOUSLY

New Mitsubishi vehicles come standard with a comprehensive 5*-year warranty or up to a maximum of 100,000 km (62,500 miles), whichever comes first. The anti-corrosion perforation warranty covers rusting through for the first 12* years. The reliability statistics for Mitsubishi vehicles are impeccable, but in the unlikely event that you do need help, we offer MAP.

*Depending on vehicle model and market, for details please refer to your Mitsubishi Service Booklet

MITSUBISHI MOTORS ASSISTANCE PACKAGE (MAP) – FREE BREAKDOWN ASSISTANCE



In order to demonstrate our commitment to your mobility and the faith we have in the reliability of our vehicles, you will receive a free MAP card valid for 5 years with your new Mitsubishi. With the MAP card in your pocket, your mobility is guaranteed in more than 30 countries throughout Europe.

Should you ever need assistance in the event of breakdown, accident, theft or vandalism – wherever you are, 24 hours a day, 7 days a week – just call the number on your card and the problem will be fixed on the spot. If it's more serious, your car will be taken to the nearest Mitsubishi dealer and you'll be offered services such as a hotel, continuation of journey, a replacement car and vehicle repatriation.

MITSUBISHI MOTORS CORPORATION

www.mitsubishi-motors.com

MITSUBISHI MOTORS EUROPE B.V.

www.mitsubishi-motors-europe.com

Some equipment may vary according to country. Please consult your local Mitsubishi Motors dealer/distributor for details. All rights reserved.





4WD INSTYLE / Orient Red Metallic [P26]

DARE TO BATTLE THE ROUGH

From urban streets to the far reaches of off-road adventures, conditions can be impossible to predict. Be ready to engage whatever comes. In any weather, electronically controlled 4WD enables you to take full advantage of the OUTLANDER's substantial engine power. And advanced safety technology forms comprehensive frontline, side and backline defense that makes rough conditions a pleasure to conquer.

Note: Equipment may vary by market. Please consult your local Mitsubishi Motors dealer/distributor for details.



DYNAMIC REFINED STYLING

Solid, powerful looks boldly proclaim incomparable refinement, robustness and road performance. From assertive face to attractive tail, the OUTLANDER expresses the promise of unparalleled SUV driving pleasure.



4WD INSTYLE / Black leather interior

REFRESHING SILENCE AND QUALITY

Driving the OUTLANDER is a pleasurable experience heightened by quick, responsive handling and high-quality craftsmanship. The ride is also extremely quiet thanks to enhanced noise reduction measures that lower engine, road and wind noise. From generous cabin space and comfortable seating to quality materials and refined amenities, every detail contributes to your travelling joy.



4WD INSTYLE / Black leather interior

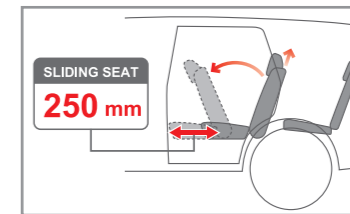
LIBERATING SPACE AND COMFORT

The OUTLANDER surrounds you and your passengers with comfort. Even the longest journeys are refreshing thanks to generous cabin space, comfortable seating that accommodates up to seven occupants and premium quality materials including genuine leather. The rear seating can be flexibly arranged to meet changing needs.



SEATING ARRANGEMENT

It's easy to flexibly arrange the second and third-row seats to carry almost any combination of passengers and luggage. You can even fold down all rear seatbacks to create an extremely large and flat luggage area.



A second-row seat sliding function provides easy access to the third-row seats.



COMFORTABLE THIRD ROW SEATS

Padding and springs in the third-row seat cushions contribute to riding comfort. You can recline the seatbacks to any of four settings.

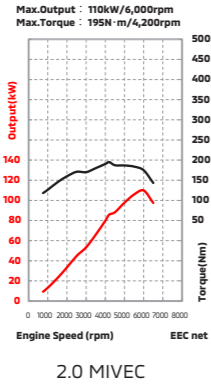


4WD INSTYLE / Amethyst Black Pearl [X42]

SPIRITED PERFORMANCE

The OUTLANDER delivers the high performance you demand of a rugged SUV, including powerful acceleration and responsive roadhandling. Wherever you travel, you'll enjoy next-generation SUV advantages while also minimising environmental impact through high fuel efficiency and low CO₂ emissions.

SOLID RESPONSE AND PROTECTION



ENGINE

The 2.0-litre MIVEC* petrol engine offers a compelling combination of refined performance, powerful acceleration and high fuel efficiency.

* Mitsubishi Innovative Valve timing Electronic Control system



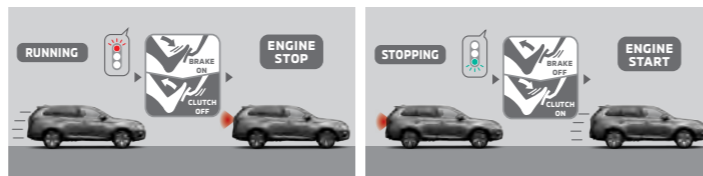
INVECS-III CVT

The engine is mated with an advanced CVT that automatically adjusts in response to changing road and vehicle conditions to deliver smooth, swift acceleration whenever you demand it, as well as outstanding fuel efficiency beyond what conventional automatic transmissions provide. Fully pressing the pedal now generates powerful response with the automatic transmission's step-up shift like exhilaration and reduced engine noise. For manual-like driving pleasure, you can also take advantage of the 6-speed Sports Mode and paddle shifters.



ELECTRONICALLY CONTROLLED 4WD

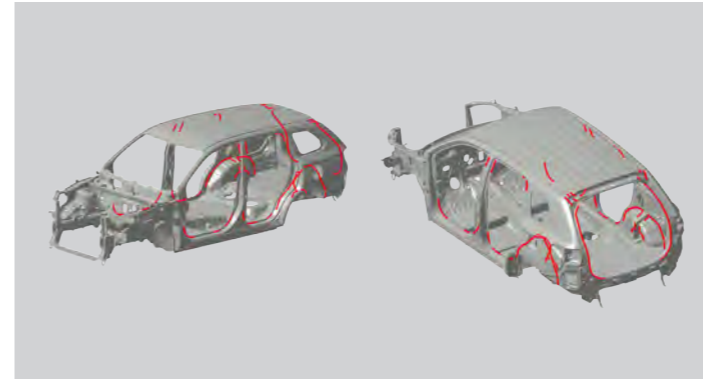
Electronically controlled 4WD offers incredible traction and stability even in challenging terrain by optimally combining with Active Stability Control (ASC). The Drive Mode Selector lets you easily select the most appropriate drive mode when desired: 4WD ECO mode for maximum economy, 4WD AUTO mode for normal driving conditions, or 4WD LOCK mode for rough terrain.



AUTO STOP & GO [AS&G] AS&G

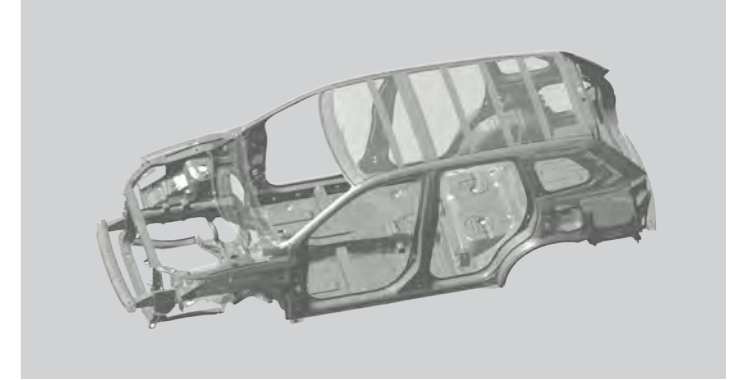
Auto Stop & Go (AS&G) reduces fuel consumption and CO₂ emissions by automatically shutting off the engine when the vehicle is stationary, such as when waiting at traffic lights. The engine restarts immediately when you remove your foot from the brake pedal (CVT model) or step on the clutch pedal (MT model).

Note: AS&G is available for MT and CVT models only.



STRUCTURAL ADHESIVES

Structural adhesive bonding on the door and tailgate openings increases coupling rigidity between body panels for improved steering stability.



RISE BODY

Collision safety performance is significantly enhanced by Mitsubishi Motors' RISE (Reinforced Impact Safety Evolution) body, which efficiently absorbs energy and maintains high cabin integrity in the event of a collision.



7 SRS AIRBAGS

In the event of a collision, seven SRS airbags help protect you and your passengers by absorbing the force of impact. The system includes front airbags, side airbags, curtain airbags and a driver's knee airbag.



AUTO DIMMING REAR VIEW MIRROR


This mirror automatically reduces glare from the headlights of cars behind you to maintain a clear rear view and support safer driving.



PADDLE SHIFT

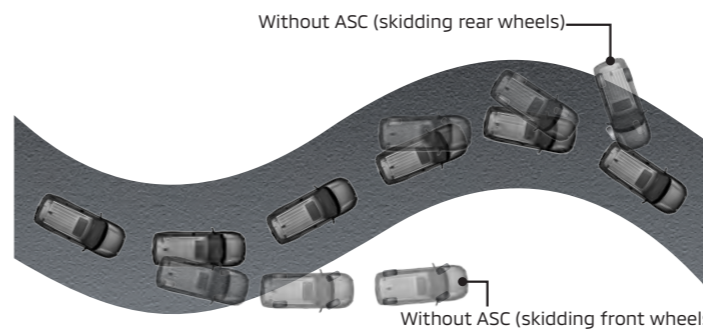
Sporty paddle shifters let you smoothly and electronically shift gears without removing your hand from the steering wheel.

Note: Paddle shift is available for CVT models only.



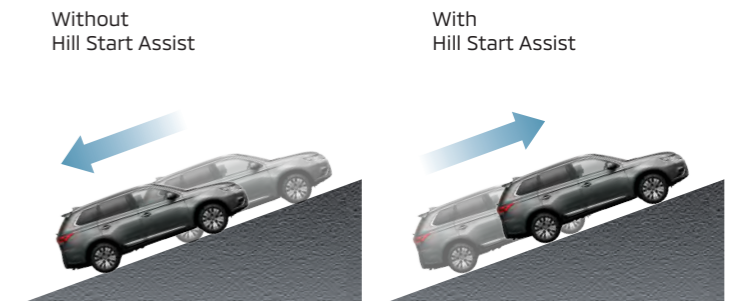
REFINED SHOCK ABSORBERS

New larger diameter front struts and rear shock absorbers help ensure ideal damping at all speeds.



ACTIVE STABILITY CONTROL [ASC]

If wheels lose their grip on slippery surfaces or while turning, ASC automatically adjusts engine output and applies braking force at the appropriate wheels to help maintain control and prevent skidding.



HILL START ASSIST [HSA]


When starting on a steep slope, HSA helps prevent you from rolling backwards while you release the brake by maintaining the braking force for up to two seconds until the accelerator is applied.

ECO DRIVE SUPPORT SYSTEM



ECO Mode Control

Pressing the ECO mode switch activates more energy-efficient engine, air-conditioning and 4WD operation.



ECO Drive Assist

A displayed bar updates in real-time to indicate how eco-friendly your driving currently is.



ECO Score

This score indicates the eco-friendliness of your driving over a designated time period. The more green leaves, the better.

Note:

7 SRS Airbags: Airbags are part of a Supplemental Restraint System (SRS). To decrease the risk of injury from a deploying airbag, always fasten your seat belt, sit upright in the middle of the seat and do not lean against the door. Always place children 12 and under in the rear seat if possible and use appropriate child restraints. If using a belt-fixed rear-facing infant restraint in the front seat, activate the SRS airbag cut-off switch. Please see the owner's manual and the instructions provided with your child restraint for additional information.

ASC: The control capabilities of ASC are supplemental only. Please drive safely and never rely solely on these functions while driving. Be sure to use the same specified type and size of tyres on all 4 wheels. Do not install any aftermarket limited slip differential on your vehicle. Please see the owner's manual for additional information.

HSA: Hill Start Assist [HSA] is not a substitute for safe driving. Never rely solely on this function while driving on steep roads. Your vehicle may move backwards if the brake pedal is heavily loaded, or if the road is very steep or slippery. This function is not designed to keep the vehicle stopped in place on uphill slopes for more than 2 seconds. Do not rely on this function to maintain a stopped position as an alternative to depressing the brake pedal. Please see the owner's manual for additional information.

REASSURING ALL AROUND SAFETY

Advanced safety technology supports safer, more confident driving – on the road and in parking lots, day and night. From intelligent sensors that track your surroundings and warn you of danger to active driving assistance, the OUTLANDER delivers all around high levels of safety.

FORWARD COLLISION MITIGATION SYSTEM [FCM]

Helps prevent a frontal collision or reduce damage if the collision becomes unavoidable. Responds to vehicles and pedestrians via camera and laser radar.



Danger of collision



Warning + braking assistance

High danger of collision



Warning + auto braking

Extremely high danger of collision




Warning + strong auto braking

ADAPTIVE CRUISE CONTROL SYSTEM [ACC]

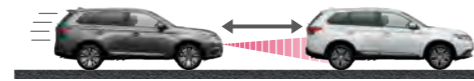
Maintains a selected distance between your vehicle and the car ahead via radar for greater safety and peace of mind. It reduces driver stress especially during traffic jams on highways.

No vehicle in front



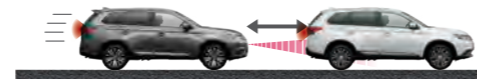
Your selected speed is maintained even if you remove your foot from the accelerator pedal.

Vehicle in front



Your selected distance between vehicles is maintained.

Vehicle in front (slowing/stopping)



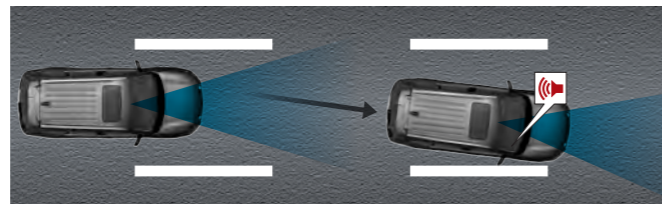
When the vehicle in front slows or stops, ACC slows or stops your vehicle.



ACC indication on multi-information display

LANE DEPARTURE WARNING [LDW]

This feature beeps and displays a warning if the vehicle drifts from its lane while the turn signals are not operating.




LDW indication on multi-information display

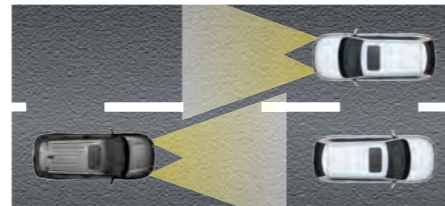
AUTOMATIC HIGH-BEAM

To increase safety, comfort and driving ease at night, the high beams automatically switch to low beams when vehicles are detected ahead and automatically switch back to high beams so you don't have to remove your hand from the steering wheel to switch the beams manually.

High-beam



Low-beam



Note:

FCM: The detection and control capabilities of Forward Collision Mitigation [FCM] are supplemental only and do not prevent collisions in every situation. Please drive safely and do not rely solely on this system while driving. FCM operates when a vehicle is in front of your vehicle. FCM is also designed to detect pedestrians, but may not detect them or be activated in some situations. Auto braking is activated for a car ahead when your vehicle is travelling at a speed of approx. 5km/h to 80km/h and for a pedestrian ahead at approx. 5km/h to 65km/h. Since FCM has no function to maintain braking, the brake is released approximately 2 seconds after stopping. To prevent the vehicle from rolling thereafter, the driver may have to hold the brake pedal down. In some cases, FCM may not function if the driver takes actions for accident avoidance through steering or acceleration operation. If you have any questions, please consult your local Mitsubishi Motors dealer/distributor for details.

ACC: The detection and control capabilities of ACC are supplemental only. Please drive safely and do not rely solely on this system while driving. ACC may not be activated in some situations. This system may not correctly detect the actual situation depending on the type of vehicle in front and its conditions, the weather conditions, and the road conditions. Additionally, the system may be unable to decelerate sufficiently if the vehicle in front applies the brakes suddenly or another vehicle cuts into your path, so your vehicle approaches the front vehicle. If you have any questions, please consult your local Mitsubishi Motors dealer/distributor for details.

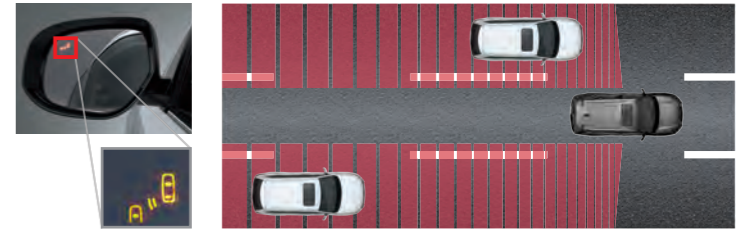
LDW: Lane Departure Warning is not designed to lessen risks associated with not looking ahead carefully (attention drawn to something on the side, absentmindedness, etc.) or poor visibility caused by bad weather, etc. It is designed to detect the lane at a speed of approx. 65km/h or more. Keep steering your vehicle correctly and drive safely. The system may not be able to detect the lane correctly in some conditions. Please see the owner's manual for additional information.

AHB: This system activates at a speed of approx. 40km/h or more and deactivates at lower speeds. Please see the owner's manual for additional information.

Note: Equipment may vary by market. Please consult your local Mitsubishi Motors dealer/distributor for details.

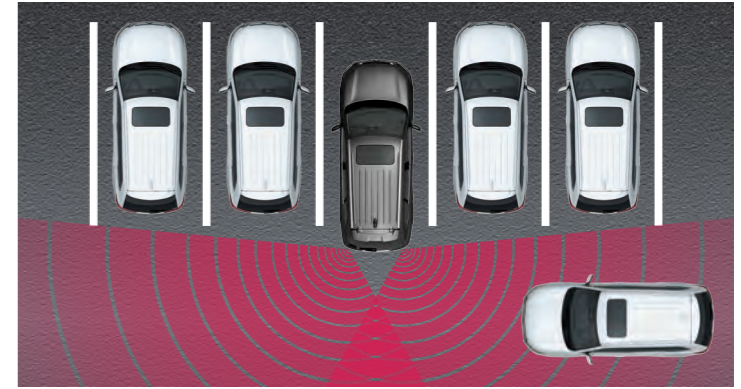
BLIND SPOT WARNING [BSW]

This safety feature uses radar sensors in the rear bumper to detect vehicles in your rear blind spots, on the right and left sides. An indicator appears in the door mirror when BSW is active and the turn signals are off. When a vehicle is detected while the turn signal is on, an indicator blinks in the corresponding door mirror and a buzzer sounds.




REAR CROSS TRAFFIC ALERT [RCTA]

An indicator appears in the combination meter display when RCTA is active. If radar sensors in the rear bumper detect an approaching vehicle nearby while reverse gear is engaged, a warning message appears in the multi-information display, a buzzer sounds and an indicator blinks in both door mirrors.



MULTI AROUND MONITOR

The views from cameras mounted on the front, rear and sides of the vehicle (including a bird's-eye view) can be displayed in various combinations to reveal what is in blind spots and help you park more safely.



Rear view + Bird's-eye view

ULTRASONIC MISACCELERATION MITIGATION SYSTEM [UMS]

To help prevent collisions while parking, a buzzer sounds and a warning displays if front or rear sensors detect a nearby obstacle. Engine output is also controlled if you suddenly accelerate by accident.

Engine output control activates:

- When driving at very low speeds (not in N or P position)
- When obstacle/vehicle is within a short distance
- When accelerator pedal is pushed hard or abruptly
- When driver is not turning to avoid obstacle/vehicle

Note:

BSW: The detection and control capabilities of Blind Spot Warning [BSW] are supplemental only and do not warn you of vehicles in blind spots in every situation. Please do not rely solely on this system while driving. Blind Spot Warning may not operate normally in some cases, depending on traffic, weather, road surface conditions and the presence of obstructions. Drivers are fully responsible for their own safe driving. The radar wave graphics are used for illustrative purposes only and do not represent the actual sensor application. Please see the owner's manual for additional information.

RCTA: Do not rely solely on Rear Cross Traffic Alert [RCTA], which may not detect all moving vehicles in certain conditions. Drivers are fully responsible for their own safe driving. The radar wave graphics are for illustrative purposes only and do not represent the actual sensor application. Please see the owner's manual for additional information.

UMS: The detection and control capabilities of Ultrasonic misacceleration Mitigation System [UMS] are supplemental only and do not prevent misacceleration in every situation. Please drive safely and do not rely solely on this system while driving. To prevent the engine output control provided by UMS from causing an impediment during normal driving in rough-road driving conditions, the system automatically de-activates and indicates UMS OFF in the meter cluster when the FCM function is OFF or the ASC function is OFF. No function completely stops the vehicle via the automatic braking. The vehicle may creep forward or backward even when engine output is regulated. The sensing system may not work for netlike and sharp-edged obstructions that do not sufficiently reflect ultrasonic sound. UMS does not include a function which keeps the vehicle stationary. The driver is responsible for stopping the vehicle by pressing the brake pedal as required by the driving conditions. The ultrasonic sensor wave graphics are for illustrative purposes only and do not represent the actual sensor application. Please see the owner's manual for additional information.



Alarm and display warning

FEATURE HIGHLIGHTS

MITSUBISHI MULTI COMMUNICATION SYSTEM (MMCS)

This central Wide VGA touch-screen makes navigation easy and keeps you clearly informed of ECO information such as energy consumption and driving range. It also displays the rear camera view whenever you reverse to lend a helping hand.



Wide VGA display
Presents information at high resolution for easy reading.



3D map view
Shows 3D polygon landmarks on city maps.



Sound quality control
Supports easy adjustment of various sound control functions.



Split display
Simultaneously displays map information, audio information, etc. on the same screen.



Navigation guidance in meter display
Direction and distance cues contribute to safe driving.

ECO function information
Your ECO score and other information from ECO functions are displayed.

Note: The information displayed varies according to the engine type.



DISPLAY AUDIO

Controlling the audio system is easy on the 6.1-inch QVGA touch-panel display, which can also display the views from the rear view camera.



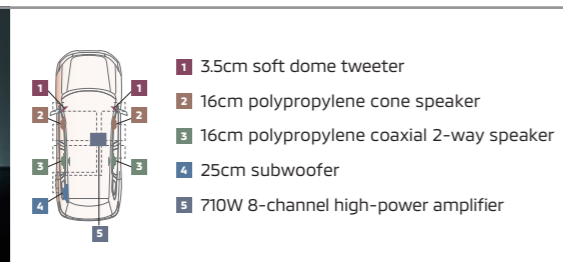
CD/MP3 PLAYER

A quality CD/MP3 player enables easy connection with a digital audio player for listening pleasure.



USB PORT

The port is conveniently located near the instrument panel, allowing easy access from both front seats.



ROCKFORD FOSGATE® PREMIUM SOUND SYSTEM

Savour the stunning sound quality of a new audio system jointly developed with the Rockford Corporation. Nine speakers surround you with spectacular DTS Neural Surround™ sound.



BLUETOOTH® HANDS-FREE KIT

Keep in touch while keeping safely in control with the hands-free kit. Link your Bluetooth®-compatible mobile phone, and the voice-activated dialer lets you make calls while holding the wheel.

FEATURE HIGHLIGHTS

ANTI-TRAPPING ELECTRIC SUNROOF

A sunroof with tilt, sliding and anti-trapping features lets you bring in the sunlight and fresh air.



HEATED WINDSCREEN

Heated wires throughout the windscreen clear the glass of fog or frost to secure forward visibility in less time than by using the heater/defroster.



RAIN SENSOR

The rain sensor activates the windshield wipers automatically when moisture is detected on the windshield.



KEYLESS OPERATION SYSTEM [KOS]

When carrying the key, you can press a button on the outside of the front doors or tailgate to lock or unlock all the doors and tailgate, as well as press the engine switch in the cockpit to start or stop the engine.



18-INCH ALLOY WHEEL



16-INCH ALLOY WHEEL

ELECTRIC TAILGATE

The tailgate can be opened and closed automatically from a switch located near the driver's seat.



LED HEADLAMPS WITH LED DAYTIME RUNNING LAMPS AND LED FRONT FOG LAMPS

The stylish new headlamps feature LED lighting for both the high and low beams. The LED fog lamps illuminate the road ahead with white light.



ELECTRIC PARKING BRAKE WITH BRAKE AUTO HOLD

The parking brake on the floor console is easy to operate via stylish switch. Simply pull the switch up to apply the parking brake or push the switch down to release it. While stopping at a stoplight, Brake Auto Hold keeps the vehicle stationary even if you release your foot from the brake pedal. Pressing the accelerator releases the brakes.



REAR CONSOLE VENTS

Adjustable vents are provided in the rear console to keep rear passengers comfortable in hot weather.



16-INCH STEEL WHEELS WITH FULL WHEEL COVER



REAR SPOILER
The rear spoiler has been optimised to further improve aerodynamic performance.

Note: Rockford Fosgate® and associated logos are registered trademarks of Rockford Corporation in the United States and other countries. DTS Neural Surround™ is a trademark of DTS, Inc. The Bluetooth® word mark and logos are registered trademarks owned by the Bluetooth SIG, Inc. and any use of such marks by MITSUBISHI MOTORS CORPORATION is under license.

Note: Equipment may vary by market. Please consult your local Mitsubishi Motors dealer/distributor for details.

EQUIPMENT LEVELS

INVITE



Key features

- Driver's and front passenger's SRS front airbags, side & curtain airbags
- Driver's SRS knee airbag
- Active Stability Control (ASC) with Traction Control (TCL) system
- Tyre Pressure Monitoring System (TPMS)
- 215/70R16 tyres and 16" x 6.5J alloy wheels
- Front bumper extension / rear bumper extension / wheel arch moulding
- Colour-keyed door mirrors and side turn lamps, electronically controlled with defoggers and folding function
- Urethane steering wheel and shift knob
- Tilt and telescopic-adjustable steering column
- Auto dimming rear view mirror
- Sunglass pocket
- Piano black air outlet panel and door trim panels
- AS&G
- Cruise control (including steering wheel remote control switches)
- Dual-zone automatic climate control air conditioning system

- Rain sensor
- Auto light control
- Speed limiter (including steering wheel remote control switches)
- LW/MW/FM radio, CD/MP3 player and 6 speakers and USB port (Inside console box)
- Fabric seats with stitches
- Fully-flat function for 1st and 2nd rows
- LED rear combination lamps
- Shark fin antenna

EQUIPMENT LEVELS

INTENSE+



Key features (in addition to INTENSE)

- Blind Spot Warning (BSW) with Rear Cross Traffic Alert (RCTA)
- Ultrasonic misacceleration Mitigation System (UMS) (CVT models only)
- Corner sensors (8 points) (CVT models only)
- Electric tailgate
- Heated windscreen
- LED headlamps with auto levelling
- LED front fog lamps
- Synthetic leather seats with stitches (heated front seats and 8-way power adjustable driver's seat)
- Piano black with silver moulding air outlet panel and door trim panels
- Rear spoiler

INTENSE



Key features (in addition to INVITE)

- 225/55R18 tyres and 18" x 7.0J two-tone alloy wheels
- Chrome beltline mouldings
- Silver roof rails
- Leather wrapped steering wheel with piano black garnish
- Heated steering wheel
- Luggage floor box
- Tonneau cover
- Electric Parking Brake / Brake Auto Hold (CVT models only)
- High contrast meter cluster
- Paddle shift on steering wheel (CVT models only)
- Rear console vents (for second seats)
- Keyless Operation System (KOS) with two Keyless Operation Keys and engine switch
- Digital Audio Broadcast (DAB) radio
- Display audio with LW/MW/FM radio, CD/MP3 player, 6 speakers, USB port (centre console) and rear view monitor/camera
- Link system (Bluetooth® hands-free system with voice control)

- 2nd row seats independent sliding function (60:40 split) (7 seater only)
- 3rd row seats folding/stowing/reclining function
- 3rd row 3-point ELR seatbelt x 2 (7 seater only)
- Privacy glass (rear door, quarter window, tailgate)
- Headlamp washers (pop-up type)

Note: The Bluetooth® word mark and logos are registered trademarks owned by Bluetooth SIG, Inc. and any use of such marks by MITSUBISHI MOTORS CORPORATION is under license.

INSTYLE



Key features (in addition to INTENSE+)

- Forward Collision Mitigation (FCM) system (CVT models only)
- Adaptive Cruise Control (ACC) system (CVT models only)
- Lane Departure Warning (LDW) system (CVT models only)
- Automatic high-beam (CVT models only)
- Multi Around Monitor (CVT models only)
- Anti-trapping electronically controlled sunroof with sunshade (tilt and sliding)
- Leather seats with stitches (heated front seats and 8-way power adjustable driver's seat)
- Hydraulic film with silver moulding air outlet panel and door trim panels
- Mitsubishi Multi Communication System (MMCS) navigation system with Rockford Fosgate® 710W premium sound system, LW/MW/FM radio, CD/MP3 player, 9 speakers, USB port (centre console) and rear view monitor/camera

Note: Rockford Fosgate® and associated logos are registered trademarks of Rockford Corporation in the United States and other countries.

EXTERIOR COLOURS



Sterling Silver Metallic (U25)



Orient Red Metallic (P26)



Quartz Brown Metallic (C06)



Titanium Grey Metallic (U17)



Amethyst Black Pearl (X42)



Silky White Pearl (W13)



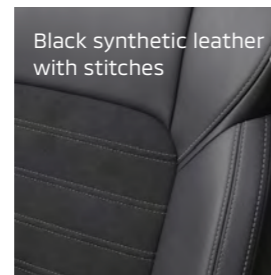




Tanzanite Blue Pearl (D14)



Polar White Solid (W37)

SEAT MATERIALS



Note: Leather seats include synthetic leather on the sides, rear, partial seating surfaces and head restraint (also on rear centre armrest, door armrests and door trim etc.). Equipment may vary by market. Please consult your local Mitsubishi Motors dealer/distributor for details.

EXTERIOR COLOURS AND SEAT MATERIALS

Grade	Basic colour	INVITE	INTENSE			INTENSE+			INSTYLE		
		Black	Black	Beige	Black	Black	Beige	Black	Black	Beige	
Seats	Material	Fabric with stitches	Fabric with stitches	Fabric with stitches	Synthetic leather	Leather with stitches	Leather with stitches	Synthetic leather	Leather with stitches	Leather with stitches	
Exterior Colour											
Sterling Silver Metallic U25		■	■	■	■	■	■	■	■	■	
Quartz Brown Metallic C06		■	■	■	■	■	■	■	■	■	
Amethyst Black Pearl X42		■	■	■	■	■	■	■	■	■	
Tanzanite Blue Pearl D14		■	■	■	■	■	■	■	■	■	
Orient Red Metallic P26		■	■	■	■	■	■	■	■	■	
Titanium Grey Metallic U17		■	■	■	■	■	■	■	■	■	
Silky White Pearl W13		■	■	■	■	■	■	■	■	■	
Polar White Solid W37		■	■	■	■	■	■	■	■	■	

Note: Colours shown may differ slightly from actual colours due to printing process. Please consult your local Mitsubishi Motors dealer/distributor for details.

Note: Equipment may vary by market. Please consult your local Mitsubishi Motors dealer/distributor for details.

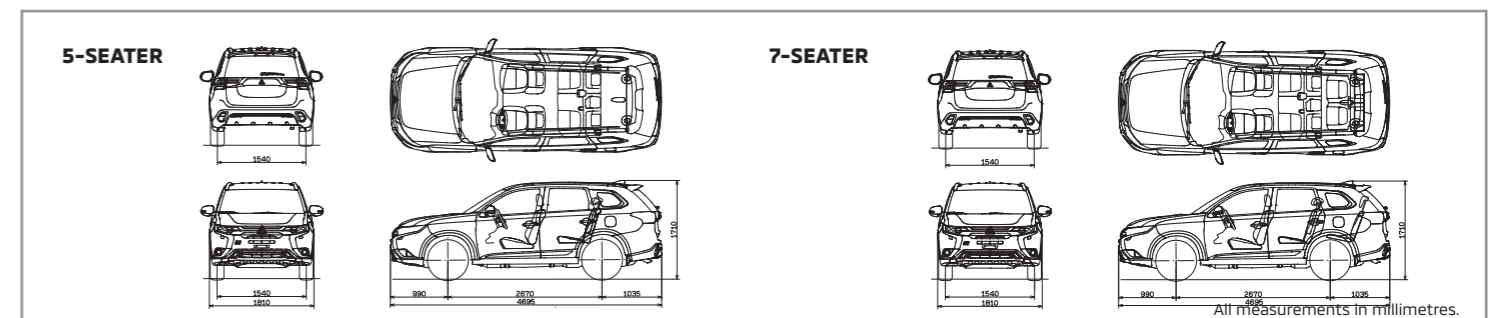
TECHNICAL SPECIFICATIONS

■ Available – Not available

	2WD					4WD		
	MIVEC 5-speed manual AS&G 5-seater GF7WXNSXL6	MIVEC CVT* AS&G 5-seater GF7WXTSXL6	MIVEC CVT* AS&G 5-seater GF7WXTXHL6	MIVEC CVT* AS&G 7-seater GF7WXTXCL6	MIVEC CVT* AS&G 7-seater GF7WXTXSL6	MIVEC CVT* AS&G 5-seater GF7WXTBXL6	MIVEC CVT* AS&G 5-seater GF7WXTXHL6	MIVEC CVT* AS&G 7-seater GF7WXTXSL6
INVITE	■	■	■	■	■	■	■	■
INTENSE	■	■	■	■	■	■	■	■
INTENSE+	–	–	■	–	–	–	–	■
INSTYLE	–	–	–	–	■	–	–	■
Engine	2.0-litre 16-valve SOHC MIVEC					2.0-litre 16-valve SOHC MIVEC		
Type								
Total displacement	cc 1,998					1,998		
Injection system	ECI-Multi					ECI-Multi		
Emission level	Euro-6d-TEMP					Euro-6d-TEMP		
Max. output (EEC net)	kW (PS)/rpm 110 (150)/6,000					110 (150)/6,000		
Max. torque (EEC net)	N-m (kg-m)/rpm 195 (19.9)/4,200					195 (19.9)/4,200		
Fuel System	Unleaded / RON 95 and over					Unleaded / RON 95 and over		
Fuel Type								
Fuel Tank Capacity	litres 63					60		
Transmission								
Clutch	Single dry plate with hydraulic activator, push type					–		
Gear Ratio								
D Range	–					2.631-0.378		
1st	3.538					–		
2nd	1.913					–		
3rd	1.333					–		
4th	1.028					–		
5th	0.820					–		
6th	–					–		
Reverse	3.583					1.960		
Final	4.562					6.026		
Performance								
Acceleration** (0-100 km/h)	sec. 10.9					12.1		
Max. Speed***	km/h 190					192		
Fuel Consumption**								
Urban	litres/100km							
Extra Urban	litres/100km							
Combined	litres/100km							
CO ₂ ** Combined	g/km							
Towing Capacity (with brake)	kg 1,600					1,600		
Suspensions								
Front	MacPherson strut with stabiliser bar					MacPherson strut with stabiliser bar		
Rear	Multi-link trailing arm with stabiliser bar					Multi-link trailing arm with stabiliser bar		
Brakes								
Front	Ventilated disc brakes (2-pot)					Ventilated disc brakes (2-pot)		
Rear	Disc brakes					Disc brakes		
Steering								
Type	Rack-and-pinion (electric power assisted)					Rack-and-pinion (electric power assisted)		
Loads								
Kerb Weight	kg 1,410	1,445	1,445	1,475	1,475	1,510	1,510	1,540
Gross Vehicle Weight	kg 1,900	1,960	1,980	2,100	2,160	1,980	2,045	2,225
Luggage Room Volume	litres							
	w. luggage floor box: 477-913					w. luggage floor box: 477-913		
	w/o luggage floor box: 591-1,022					w/o luggage floor box: 591-1,022		
						128-913		
						128-913		
Tyres and Wheels								
Tyres (front and rear)	215/70R16					215/70R16****		

* Continuously Variable Transmission
 ** Acceleration, fuel consumption and CO₂ values vary depending on equipment level.
 *** Measured by MITSUBISHI MOTORS CORPORATION. Your actual mileage will vary depending on how you drive and maintain your vehicle.
 **** Only 225/55R18 tyres are available on INTENSE, INTENSE+ and INSTYLE.
 Note: Hazardous driving may cause serious injury or vehicle damage. Please drive safely at all times.

DIMENSIONAL VIEWS



Notes :
 Customise the Smartphone Link Display Audio section according to the availability in your region.
 A leaflet including details on Smartphone Link Display Audio is available in a separate file.

STANDARD AND OPTIONAL EQUIPMENT (Fill in according to your region's specifications. Do not print this version.)

■ Standard □ Optional – Not available

Models	INVITE	INTENSE	INTENSE+	INSTYLE
Safety and Security				
16 inch front ventilated disc brakes	■	■	–	–
17 inch front ventilated disc brakes	–	□*1	■	■
Rear disc brakes	■	■	■	■
Anti-lock Braking System (ABS) with Electric Brake-force Distribution (EBD)	■	■	■	■
Brake Assist (BA) system	■	■	■	■
Brake override system	■	■	■	■
Hill Start Assist (HSA) system	■	■	■	■
Driver's and front passenger's SRS front airbags (with cut-off switch for front passenger)	■	■	■	■
Driver's and front passenger's SRS side airbags	■	■	■	■
SRS curtain airbags for 1st and 2nd rows	■	■	■	■
Driver's SRS knee airbag	■	■	■	■
Active Stability Control (ASC) with Traction Control (TCL) system	■	■	■	■
Front 3-point ELR seatbelt with force-limiter and pretensioner x 2	■	■	■	■
2nd row 3-point ELR seatbelt x 3	■	■	■	■
3rd row 3-point ELR seatbelt x 2 (7 seater only)	–	■	■	■
Lower anchor and tether anchor for ISO-FIX child seat (2nd row seats)	■	■	■	■
Reinforced Impact Safety Evolution (RISE)	■	■	■	■
Emergency Stop Signal system (ESS)	■	■	■	■
Blind Spot Warning (BSW) with Rear Cross Traffic Alert (RCTA)	–	–	■	■
Forward Collision Mitigation (FCM) system (CVT models only)	–	□	□	■
Adaptive Cruise Control (ACC) system (CVT models only)	–	□	□	■
Lane Departure Warning (LDW) (CVT models only)	–	□	□	■
Automatic high-beam (CVT models only)	–	□	□	■
Multi Around Monitor (CVT models only)	–	–	□	■
Ultrasonic misacceleration Mitigation System (UMS) (CVT models only)	–	–	■	■
Corner sensors (8 points) (CVT models only)	–	–	■	■
Rear parking sensor	□	□	–	–
Head protection interior	■	■	■	■
Child protection rear door locks	■	■	■	■
City crash provision	■	■	■	■
Immobiliser	■	■	■	■
Tyre Pressure Monitoring System (TPMS)	■	■	■	■
215/70R16 tyres and 16" x 6.5J steel wheels	■	–	–	–
215/70R16 tyres and 16" x 6.5J alloy wheels	□	■	–	–
225/55R18 tyres and 18" x 7.0J two-tone alloy wheels	–	□*1	■	■
Tyre repair kit	□	□	□	□
Bezels for front fog lamps	■	■	■	■
Wheel arch mouldings	■	■	■	■
Colour-keyed outer door handles	□	■	■	■
Chrome beltline mouldings	□	■	■	■
LED high-mount stop lamp	■	■	■	■
Front bumper extension	■	■	■	■
Rear bumper extension	■	■	■	■
Rear mud flaps	□	□	□	□
Rear spoiler	□	□	□	□
Silver roof rails	□	■	■	■
Colour-keyed door mirrors and side turn lamps, electronically controlled with defoggers and folding function	□	■	■	■
Anti-trapping electronically controlled sunroof with sunshade (tilt and sliding)*2	–	□	□	■
Soft upper surface of instrument panel, meter hood with silver stitches and front door trims	■	■	■	■
Urethane steering wheel and shift knob	■	–	–	–
Leather wrapped steering wheel with piano black garnish and shift knob with silver stitches	□	■	■	■
Electric power steering	■	■	■	■
Tilt and telescopic-adjustable steering column	■	■	■	■
Gear shift indicator (CVT models only)	■	■	■	■
Drive mode selector on floor console (4WD only)	■	■	■	■
ECO mode switch	■	■	■	■
Auto dimming rear view mirror	■	■	■	■
Sunglass pocket	■	■	■	–
Piano black air outlet panel and door trim panels	■	■	–	–
Piano black with silver moulding air outlet panel and door trim panels	–	–	■	–
Hydraulic film with silver moulding air outlet panel and door trim panels	–	–	–	■
Chrome inner door handles	□	■	■	■
Luggage floor box	□	■	■	■
Centre armrest with 2 integrated cup holders	■	■	■	■
Driver's and front passenger's sun visor with vanity mirror, lid and ticket holder with light illumination	■	■	■	■
Bottle holders in door trim x 4	■	■	■	■
Accessory 12V sockets in centre console, instrument panel and rear quarter panel	■	■	■	■
Door scuff plates (black)	■	■	■	■
Tonneau cover	□	■	■	■

*1 CVT model only

*2 Sunglass pocket not available with this option

Note: Equipment may vary by market. Please consult your local Mitsubishi Motors dealer/distributor for details.

Notes :
 Customise the Smartphone Link Display Audio section according to the availability in your region.
 A leaflet including details on Smartphone Link Display Audio is available in a separate file.

STANDARD AND OPTIONAL EQUIPMENT (Fill in according to your region's specifications. Do not print this version.)

■ Standard □ Optional – Not available

Models	INVITE	INTENSE	INTENSE+	INSTYLE
Interior				
Hooks for luggage net x 4	■	■	■	■
Retractable assist grip x 4	■	■	■	■
Ashtray	□	□	□	□
Cigarette lighter	□	□	□	□
Interior Lighting				
Front room lamp with map lamp	■	■	■	■
Rear room lamp	■	■	■	■
Luggage room lamp	■	■	■	■
Console down lamp	■	■	■	■
Foot lamps (driver and front passenger)	■	■	■	■
Console illumination	■	–	–	–
Illuminated ignition switch	■	■	■	■
Glove box illumination	■	■	■	■
Comfort				
Electric Parking Brake (CVT models only)	–	■	■	■
Brake Auto Hold (CVT models only)	–	■	■	■
AS&G	■	■	■	■
Cruise control (including steering wheel remote control switches)	■	■	■	■
High contrast meter cluster	□	■	■	■
Colour liquid crystal multi-information display with ECO drive assist indicator + washer fluid level warning lamp	□	■	■	■
Keyless entry system with 2 transmitters	■	■	–	–
Keyless Operation System (KOS) with two Keyless Operation Keys and engine switch	□	□	■	■
Power windows with anti-trapping and auto up and down from Driver's side, with illumination	■	■	■	■
Dual-zone automatic climate control air conditioning system	■	■	■	■
Rear console vents (for second seats)	–	■	■	■
Rain sensor	■	■	■	■
Auto light control	■	■	■	■
Paddle shift on steering wheel (CVT models only)	–	■	■	■
Speed limiter (including steering wheel remote control switches)	■	■	■	■
Heated steering wheel	–	□	■	■
Electric tailgate	–	□	■	■
Central door locking system	■	■	■	■
LED daytime running lamps (DRL)	■	■	■	■
Audio and Communication				
Digital Audio Broadcast (DAB) radio	□	■	■	■
LW/MW/FM radio, CD/MP3 player and 6 speakers and USB port (Inside console box)	■	–	–	–
Display audio with LW/MW/FM radio, CD/MP3 player, 6 speakers, USB port (centre console) and rear view monitor/camera	□	■	■	–
Mitsubishi Multi Communication System (MMCS) navigation system with Rockford Fosgate® 710W premium sound system, LW/MW/FM radio, CD/MP3 player, 9 speakers, USB port (centre console) and rear view monitor/camera	–	–	□	■
Smartphone Link Display Audio with 6 speakers, AM/FM/DAB radio, USB/Bluetooth® music player, USB port** (front console, rear console) and rearview monitor/camera	□	□	□	□
Smartphone Link Display Audio with Rockford Fosgate® 710W premium sound system, 9 speakers, AM/FM/DAB radio, USB/Bluetooth® music player, USB port** (front console, rear console) and rear view monitor/camera	–	–	□	□
Link system (Bluetooth® hands-free system with voice control)	□	■	■	■
Seats				
Fabric seats with stitches	■	■	–	–
Synthetic leather seats with stitches (heated front seats and 8-way power adjustable driver's seat)	–	–	■	□
Leather seats with stitches (heated front seats and 8-way power adjustable driver's seat)	–	–	□	■
Fully-flat function for 1st and 2nd rows	■	■	■	■
Front heated fabric seats	□	□	□	–
Front seats	■	■	■	■
2nd row seats	■	■	■	■
Height adjustable driver's seat	■	■	■	■
Independent reclining function (60:40 split)	–	■	■	■
Independent sliding function (60:40 split) (7 seater only)	–	■	■	■
3rd row seats	–	■	■	■
Folding / stowing / reclining function	–	■	■	■
Lighting and Visibility				
Privacy glass (rear door, quarter window, tailgate)	□	■	■	■
Heated windscreen	□*	□*	□*	□*
LED headlamps with auto levelling	□	□	■	■
Halogen headlamps with manual levelling	■	■	–	–
Headlamp washers (pop-up type)	□	□	■	■
Front fog lamps (reflector type)	□	■	–	–
LED front fog lamps	□	□	■	■
Front wipers with flat blades and washers (2-speed / variable intermittent)	■	■	■	■
Front wiper de-icer	□*	□*	□*	□*
Rear intermittent wiper and washer	■	■	■	■
Tailgate window defogger	■	■	■	■
LED rear combination lamps	■	■	■	■
Rear fog lamps (driver's side)	■	■	■	■

* Heated windscreen and front wiper de-icer cannot be installed together.

** USB port is added on the rear of console box for option with Smartphone Link Display Audio.

Note: Rockford Fosgate® and associated logos are registered trademarks of Rockford Corporation in the United States and other countries.

The Bluetooth® word mark and logos are registered trademarks owned by the Bluetooth SIG, Inc. and any use of such marks by MITSUBISHI MOTORS CORPORATION is under license.

WARNING

• Individuals who use implantable pacemakers or implantable cardioverter-defibrillators should keep away from the keyless operation system.

The electromagnetic waves used in the keyless operation system may affect the operation of implantable pacemakers or implantable cardioverter-defibrillators.

• Individuals using other electro-medical apparatuses should check with the manufacturer of the apparatus to confirm the effect of the electromagnetic waves used by the keyless operation system, as the electromagnetic waves may affect their operations.